

**ZEKIN<sup>®</sup>**

— DOORS AND WINDOWS —

**HIGH-END SYSTEM DOORS AND WINDOWS**

Foshan Desilesi Home Technology Co., Ltd.



## LEADING BRAND OF HIGH-END SECURITY DOORS AND WINDOWS

---

Foshan Desles Home Technology Co., Ltd. is a well-known door and window enterprise specializing in the manufacturing, sales and service of doors and Windows. ZEKIN High-End Security Doors and Windows is one of its high-end brands. Founded in 2008, it has 17 years of experience in customizing high-end security doors and Windows and a modern intelligent manufacturing base covering over 155,000 square meters. With its strong brand influence, it has been listed among the top 500 Chinese brands in terms of brand value for three consecutive years and has been recognized as a landmark brand in the Chinese doors and Windows industry. It has won the German IF and German Red Dot Design Awards. High-end security doors and Windows have led the national sales for three consecutive years, and its solid strength has firmly maintained its leading position in China's high-end security doors and Windows industry.

Foshan Desles Home Technology Co., Ltd. offers a one-stop, full-category solution covering casement Windows, swing doors, sliding Windows, sliding doors, folding doors, sunrooms, aluminum-wood doors, shower rooms, curtain wall series and all-aluminum system armored doors, etc. It is committed to providing global users with a high-quality home experience in all aspects.

## PRODUCTION WORKSHOP



## EXHIBITION HALL DISPLAY



## TEAM STYLE



## CUSTOM MANUFACTURING PROCESS FOR DOORS AND WINDOWS

### SECTION EXTRUSION



### SURFACE TREATMENT



# CUSTOM MANUFACTURING PROCESS FOR DOORS AND WINDOWS

## GLASS PROCESS



Raw glass sheet



Glass cutting production line



Glass tempering process



Glass laminating process

## PRODUCT ASSEMBLY



## EX-FACTORY INSPECTION



## PRODUCT PACKAGING



## CONTAINER SHIPMENT



THE MOST INFLUENTIAL BRAND  
SPOKESPERSON IN THE  
DOOR AND WINDOW INDUSTRY

HIGH-END SECURE DOORS  
AND WINDOWS  
NEED TO HAVE ZHEN KUNG FU



IMAGE  
AMBASSADOR *Donnie Yen*

VILLAS, LUXURY HOMES, HIGH-END DECORATION SPECIAL DOORS AND WINDOWS  
ZEKIN BRAND IMAGE AMBASSADOR DONNIE YEN

# DOOR AND WINDOW INDUSTRY----- THE MOST INFLUENTIAL BRAND AMBASSADOR

International kung fu star Donnie Yen served as the image ambassador of Foshan Desles Home Technology Co., Ltd. ZEKIN Doors and Windows, the brand is focusing on customer experience and service. In today's fast-paced and ever-changing business landscape, developing a strong brand is crucial for success..



LEADING BRAND OF HIGH-END SAFETY DOORS AND WINDOWS  
**TOP 500** CHINESE BRANDS  
THE BRAND VALUE OF FOSHAN DESLES HOME TECHNOLOGY CO., LTD.  
ZEKIN DOORS AND WINDOWS

REACHED **2,535,000,000 USD**  
**LEADING INDUSTRY POSITION**



# MULTIPLE BRAND HONORS LEAD BY STRENGTH

In 2016, it was rated as "Excellent brand of Guangdong Door Industry".  
 In 2018, it was awarded "Member of the Council of China Building Materials Circulation Association".  
 Named "Consumer Favorite Brand" in 2019  
 In 2019, it won the honor of "Top 100 Chinese Door and Window Brands"  
 In 2019, it won the honor of "China's Preferred Brand"  
 In 2020, it won the title of "Influential Enterprise"  
 In 2020, it won the honor of "Top 100 Chinese door and Window Brands"  
 2021 "Custom home aluminum alloy casement window" standard participation unit  
 2021 won the door and window industry "comprehensive strength of the top ten brands" award  
 In 2021, won the award of "China Building Materials Home Furnishing – Top Ten brands of doors and Windows"  
 In 2021 won the "brand power" doors and Windows industry demonstration unit  
 In 2021, it was awarded the honor of "Vice Chairman Unit of China Building Materials Circulation Association"  
 In 2021, it won the award of "Top Ten brands of Aluminum alloy Doors and Windows Brand Value"  
 2022 "Custom doors and Windows engineering technical specifications" participating units  
 In 2022, it was awarded the vice president unit of "Guangdong Door and Window Association"  
 In 2022, won the "Gold Enterprise" award of China's system door and window industry in 2023, won the top 500 Chinese brand value  
 2023 won the ninth China door and window industry iconic brand  
 2023 Won the home green environmental protection recommended brand  
 2023 "IF Design Award in Germany"  
 2023 Himalayan Design Summit Award  
 In 2023, he won the MUSE Design Award in the United States  
 2023 home leading brand  
 2023 Influential brand  
 China's high-end security doors and Windows sales leader for three consecutive years  
 2024 China Home Fashion Festival set G20 brands  
 2024 German Red Dot Design Award  
 2024 IAI Global Design Award – Smart Design Award



德国红点奖 | 德国IF设计奖 | 中国品牌价值500强企业 | 中国行业标志性品牌 | 中国绿色建材产品认证 | 2024年GGSA高定G20品牌  
 中国系统门窗行业品牌TOP30 | 家居绿色环保推荐品牌 | 2023年度家居领军品牌 | 2023年度影响力品牌

# GREEN LOW-CARBON LEADING DOOR AND WINDOW INDUSTRY

The first enterprise in the industry to obtain the national honor of "China Green Building Materials Product Certification", promote the high-quality sustainable development of the industry, and make contributions to the optimization and improvement of the ecological environment as a national enterprise with social responsibility.



## 中国绿色建材产品认证

佛山市德斯莱斯家居科技有限公司

ZEKIN 正金门窗

高端安全门窗领军品牌

### 认证产品

铝合金平开窗 铝合金推拉窗  
 铝合金平开门 铝合金推拉门

### 认证依据标准和实施规则

T/CECS 10026-2019 《绿色建材评价 建筑门窗及幕墙》  
 CNCA-CGP-13-2020 《绿色建材产品认证实施通则》  
 CTC-TM-0F02001/D 《绿色建材产品认证实施通则 门窗及幕墙》

获证产品详细目录见证书书

中国建材检验认证集团股份有限公司

二〇二一年十月









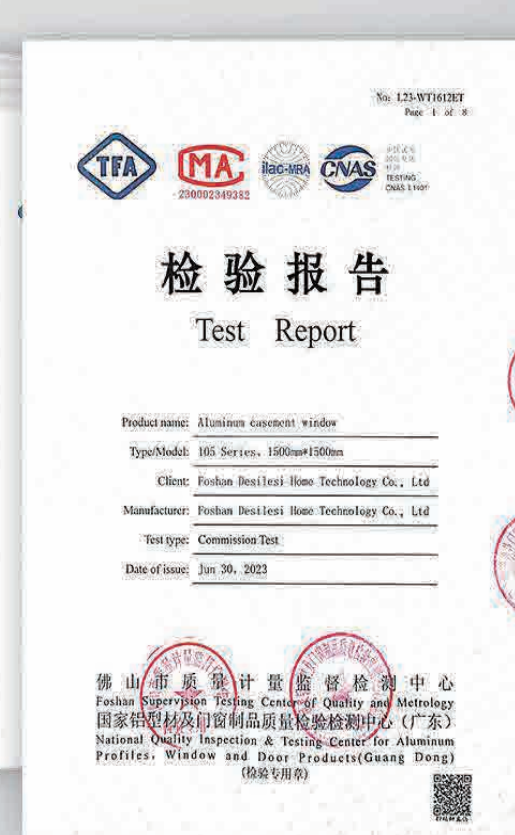
# ZEKIN DOORS AND WINDOWS

186 national patents industry-leading



# STANDARD PRODUCTION AUTHORITY SUPERVISION

Foshan Desles Home Technology Co., Ltd. from the quality control standards, production technology, factory inspection standards and other whole process through the national authority unitsupervision, calibration, testing qualified, quality assurance.



## Casement window

- 10 40 non-thermal break series (construction style)
- 12 50 non-thermal break series
- 14 60 thermal break series
- 16 97 series thermal break double inside open
- 18 82 series thermal break double inside open
- 20 87 thermal break series
- 22 65 thermal break series
- 24 100 thermal break top-hung series, Standard with screen
- 26 103 thermal break series, Standard with screen
- 28 20116 thermal break series, Standard with screen

## Sliding window

- 30 728 series non-thermal break sliding window (construction style)
- 32 90 series non-thermal break sliding window (construction style)
- 34 80 series thermal break sliding window (2 tracks)
- 36 120 series thermal break sliding window (3 tracks)
- 38 88 series thermal break sliding window(2 tracks)
- 40 135 series thermal break sliding window(3 tracks)
- 42 120 series non-thermal break sliding window(3 tracks)
- 44 80 series non-thermal break sliding window(2 tracks)

## Sliding door

- 46 90/137series non-thermal break sliding door(3 tracks)
- 48 4535 series non-thermal break sliding door
- 50 180/65 series non-thermal break sliding door
- 52 120/190 series thermal break lift and sliding door
- 54 80/120 series non-thermal break sliding door
- 56 88/135 series thermal break sliding door(2 tracks)

## Folding door

- 58 85 series thermal break Hide hinge folding door
- 60 86 series thermal break Hide hinge folding door
- 62 88 series thermal break open hinge folding door
- 64 90 series thermal break Hide hinge folding door

## Single hung window

- 66 60 series thermal break folding window
- 68 55 series non-thermal break up and down folding window
- 70 83 series thermal break up and down single hung window

## Curtain wall

- 72 100 series
- 74 120 series
- 76 140 series
- 78 180 series

## KFC door

- 80 55 series KFC door/Spring door
- 82 80 series KFC door/Spring door

## Skylight

- 84 Fixed skylight
- 86 Electric skylight

## Interior casement door

- 88 4516 series casement door
- 90 4535 series casement door

## Interior sliding door

- 92 4516 series sliding door
- 94 4535 series sliding door

## Outdoor extremely narrow panoramic sliding door

- 96 Panoramic two-track thermal break sliding door

---

# CONTENTS

## COMPANY PROFILE

01-02 FACTORY STRENGTH

03 BRAND IMAGE ENDORSER

04-09 HONORARY CERTIFICATES

# 40 NON-THERMAL BREAK SERIES

(CONSTRUCTION STYLE)

## HIGH-PERFORMANCE DOORS AND WINDOWS

### Technical Parameters:

**Profile thickness:**

1.0mm

**Size range:**

Sash width 450mm-750mm, Sash height 750mm-1400mm

**Heat insulation strip:**

Non-thermal break

**Product function:**

Outward-open/single top-hung

**Glass specification:**

5mm+9A+5mm double clear tempered glass

**Product advantage:**

1. Aeronautical grade aluminum profile, safe, stable and durable.
2. High-end matte spraying process, scratch-resistant and wear-resistant.
3. Simple design, suitable for modern/luxury/minimalist decoration.
4. High-end hardware fittings, smooth and stable.



### PRODUCT ACCESSORIES



Bend Handle



Hinges For The Sash



Handle-Lock block-  
"T" Shaped Piece


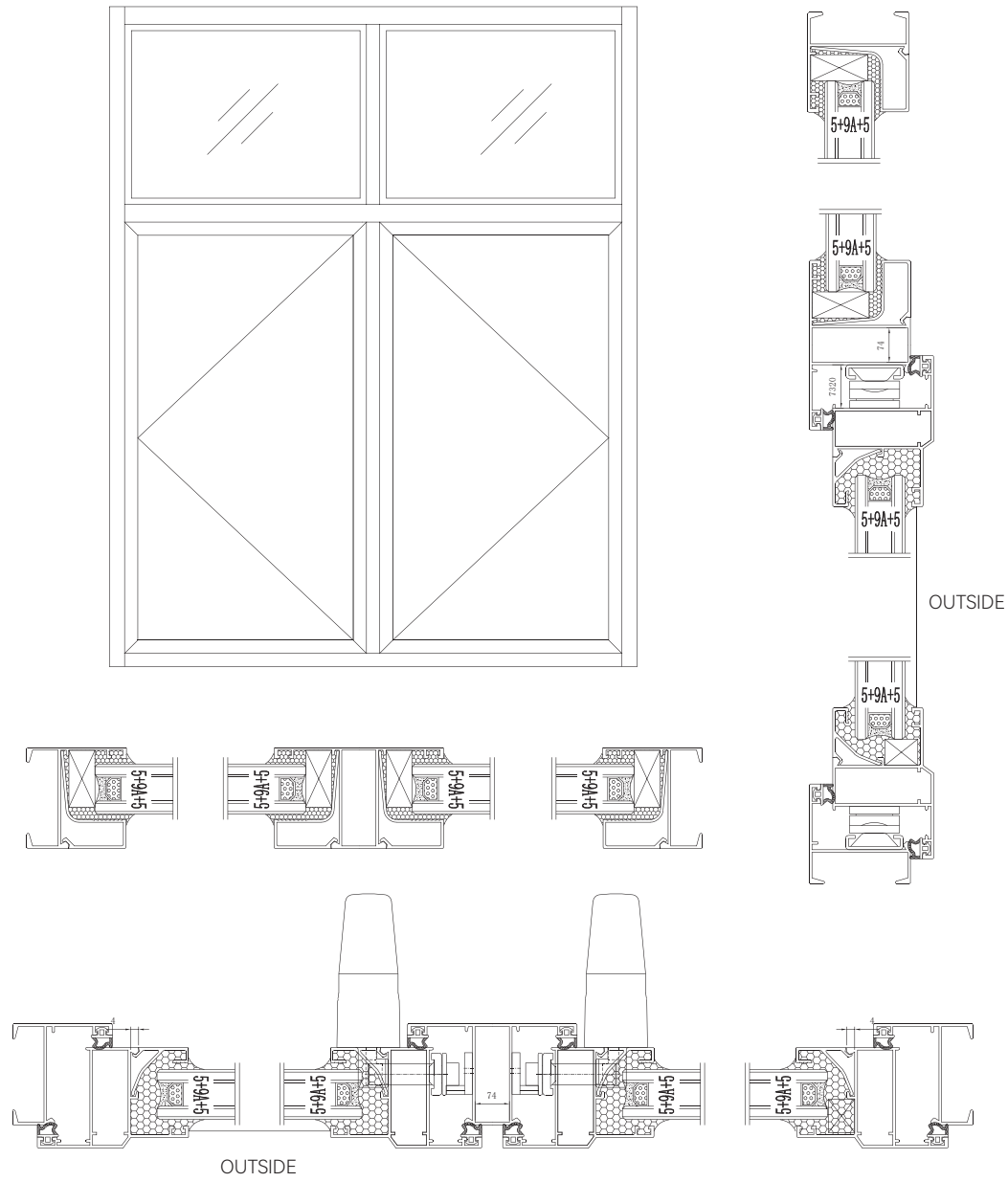


Limit Holder

## HARDWARE CONFIGURATION



*Simplicity The minimalist design concept eliminates unnecessary decorations and creates a peaceful and comfortable living space.*



SHOWCASE GRAPH

# 50 NON-THERMAL BREAK SERIES

# HIGH-PERFORMANCE DOORS AND WINDOWS

## Technical Parameters:

### Size range:

Sash width 450mm-750mm, Sash height 750mm-1400mm

### Profile thickness:

1.4mm

### Glass specification:

5mm+9A+5mm double clear tempered glass

### Heat insulation strip:

Non-thermal break

### Product function:

Outward opening/Awning Window/inward opening and inward tilting

### Product advantage:

1. Precision 45-degree corner cleats with a glue-injection design ensure a stable structure and sleek, seamless lines.
2. The sash features beveled lines, delivering a modern, aesthetic design with fashionable simplicity.
3. Heavy-duty stainless steel hardware provides exceptional load-bearing stability, ensuring long-lasting performance without deformation.
4. Standard 6+12A+6 dual-pane tempered glass offers superior soundproofing, thermal insulation, and enhanced safety.



## PRODUCT ACCESSORIES

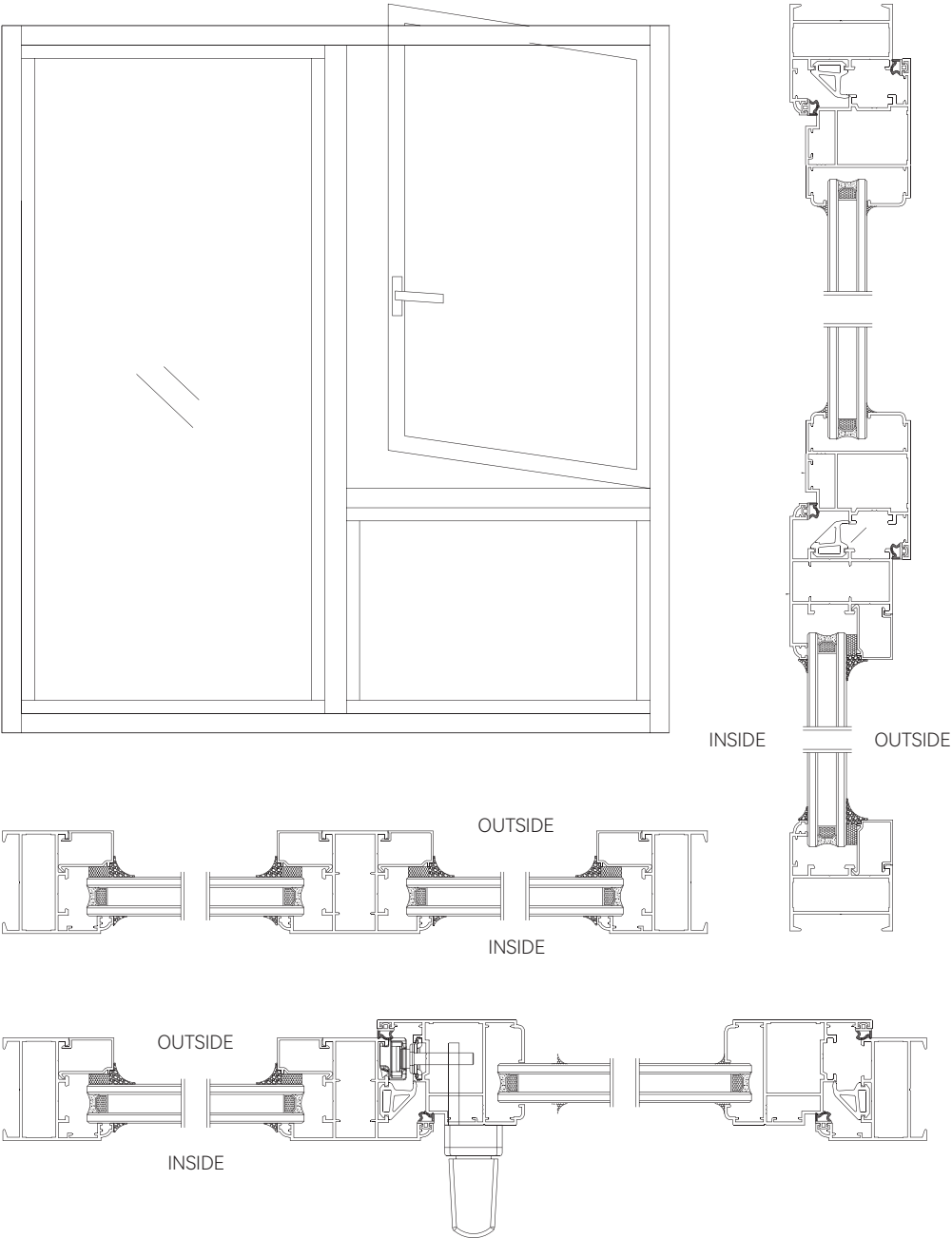


Bend Handle - Lock Block - "T" Shaped Piece

## HARDWARE CONFIGURATION



*Simplicity* The minimalist design concept eliminates unnecessary decorations and creates a peaceful and comfortable living space.



SHOWCASE GRAPH

## Technical Parameters:

**Profile thickness:**

1.4mm

**Size range:**

Sash width 700mm-5000mm, Sash height 1400mm-3000mm

**Glass specification:**

5mm+12A+5mm double clear tempered glass

**Heat insulation strip:**

Frame type C: 18mm, fan type C: 27mm

**Product function:**

Outward opening/Awning Window/inward opening and inward tilting

**Product advantage:**

1. simple design, improve the overall beauty of the home.
2. excellent sealing performance, effective energy saving and consumption reduction.
3. high-end hardware accessories, durable.
4. high-quality materials, safe and stable structure.



## PRODUCT ACCESSORIES




Bend Handle - Lock Block - "T" Shaped Piece


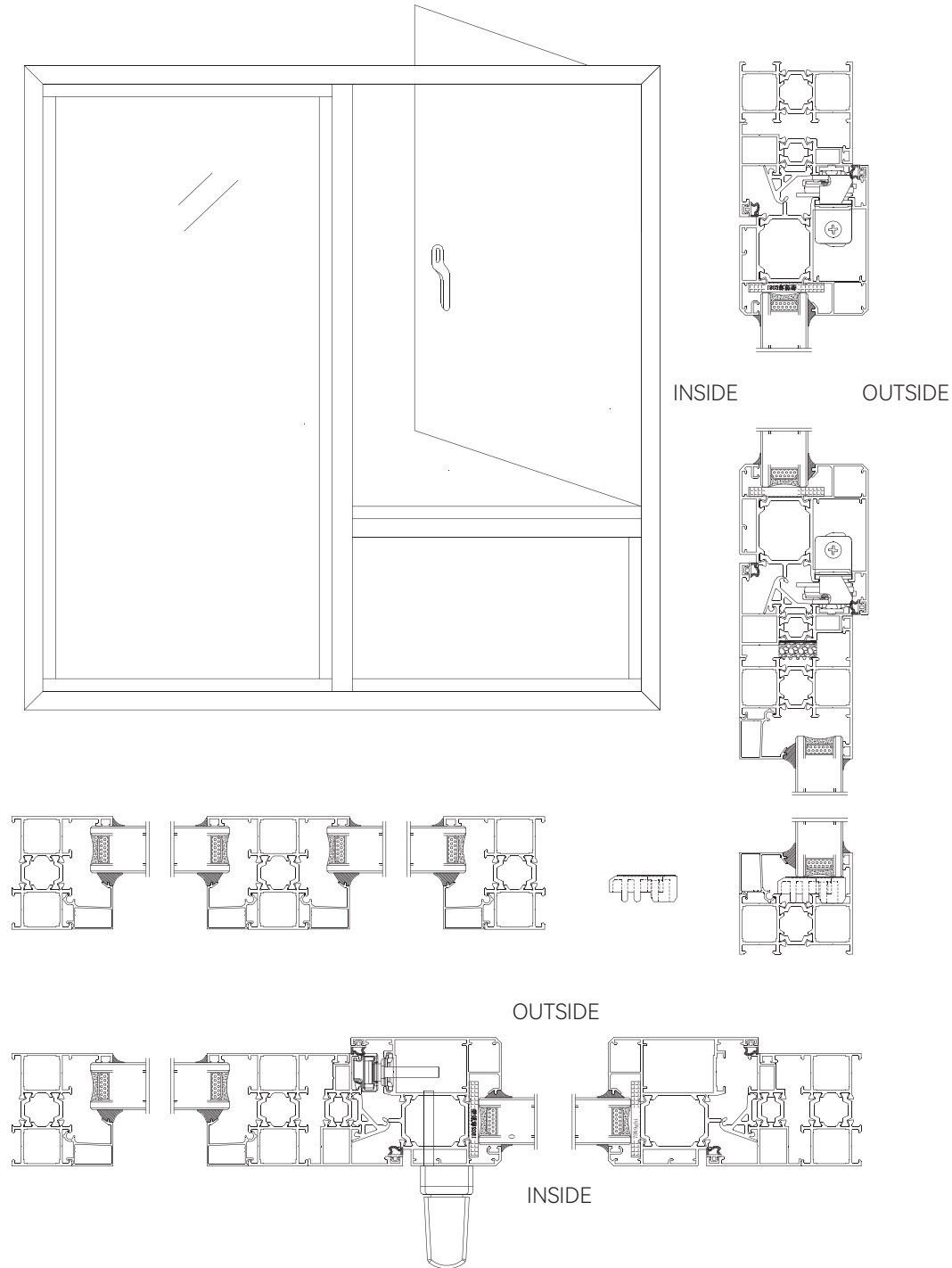
Hinges For The Sash

Limit Holder

## HARDWARE CONFIGURATION



*Simplicity The minimalist design concept eliminates unnecessary decorations and creates a peaceful and comfortable living space.*



SHOWCASE GRAPH

## Technical Parameters:

### Profile thickness:

1.8mm

### Size range:

Sash width 500mm-750mm, Sash height 800mm-1400mm

### Glass specification:

5mm+27A+5mm double clear tempered glass

### Heat insulation strip:

35.3mm

### Product function:

Single inside opening Open inward and tilt inward

### Product advantage:


1. No obstruction of vision, large light and transparent space.
2. Seamless structure design, sound insulation and dustproof, good sealing performance.
3. Smooth lines of the whole window, beautiful and atmospheric, strong adaptability to the scene.



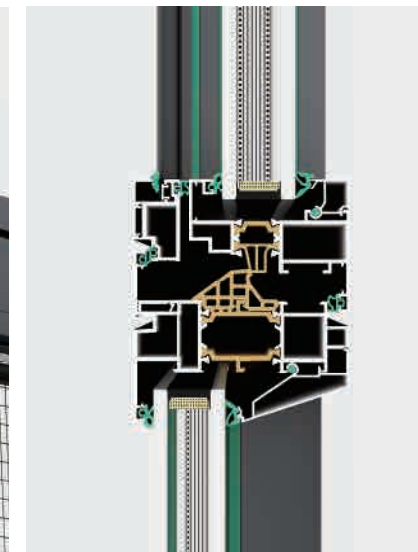
## PRODUCT ACCESSORIES



Roto Transmission Box For Tilt & Turn, Lock Set, Corner Connector


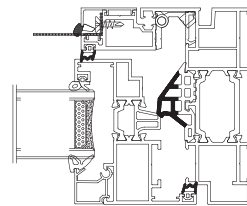
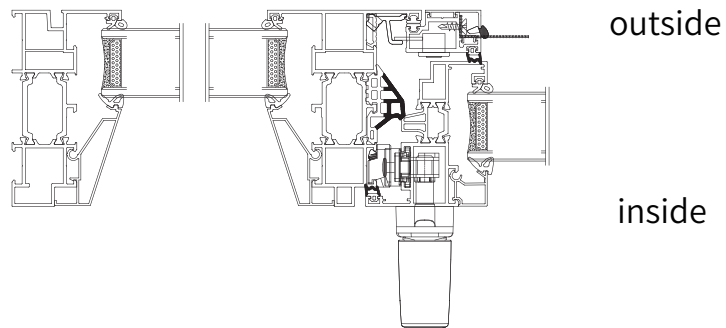
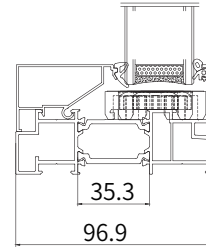
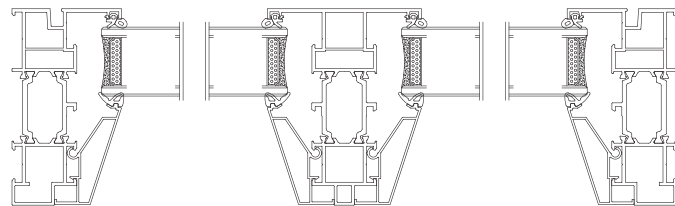
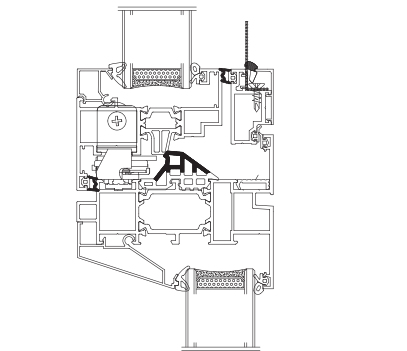
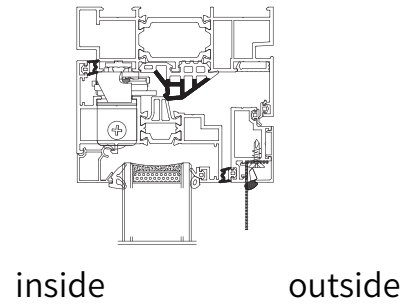



Roto Accessories For Tilt & Turn



## HARDWARE CONFIGURATION

*Simplicity The minimalist design concept eliminates unnecessary decorations and creates a peaceful and comfortable living space.*



SHOWCASE GRAPH

## Technical Parameters:

**Profile thickness:**  
1.8mm

**Size range:**  
Sash width 500mm-750mm, Sash height 800mm-1400mm

**Glass specification:**  
5mm+24A+5mm double clear tempered glass

**Heat insulation strip:**  
30mm

**Product function:**  
Single inside opening Open inward and tilt inward

### Product advantage:

1. Reinforced wall thickness design has higher safety performance, higher wind pressure resistance.
2. The corner cleat injection process not only increases the structural stability of the window, but also improves the 5 major performance of the window.
3. Three seals with isothermal perpendicular lines for excellent thermal insulation performance.
4. Adopting 304 stainless steel high-transparency mesh, provides better ventilation and visual effect.



## PRODUCT ACCESSORIES



Roto Transmission Box For Tilt & Turn,

Roto Accessories For Tilt & Turn

HOPPE Handle

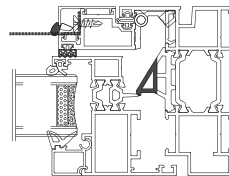
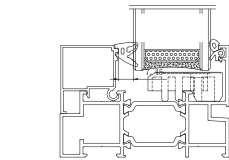
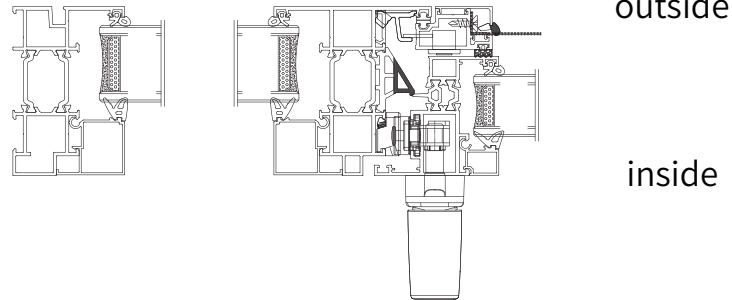
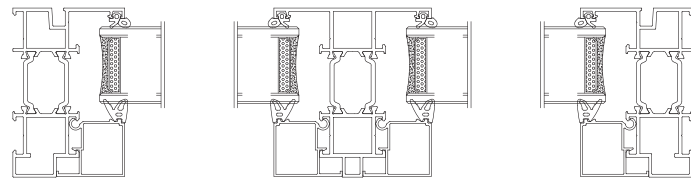
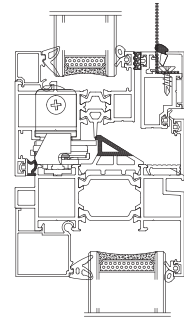
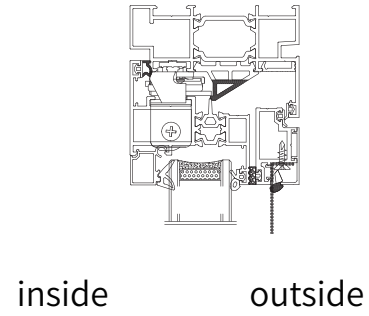

Lock Set, Corner Connector

## HARDWARE CONFIGURATION



*Simplicity The minimalist design concept eliminates unnecessary decorations and creates a peaceful and comfortable living space.*

82 SERIES THERMAL BREAK DOUBLE INSIDE OPEN



SHOWCASE GRAPH

## Technical Parameters:

### Profile thickness:

1.8mm

### Size range:

Sash width 500mm-750mm, Sash height 800mm-1400mm

### Glass specification:

5mm+24A+5mm double clear tempered glass

### Heat insulation strip:

35.3mm

### Product function:

Outward-opening/outward-overhanging/tilt and turn/  
outward-opening/inward-opening

### Product advantage:

1. Isothermal vertical with 35.3mm heat-insulating strips, effectively prevents heat transfer, and has excellent thermal insulation performance.
2. Split balanced Angle code injection process, improve the wind pressure resistance of the whole window and the overall safety performance.
3. Provide fancy color custom design to break the traditional monotony and make the windows become the highlight of home decoration.



## PRODUCT ACCESSORIES



SI Transmission Box For Tilt & Turn,  
Lock Set, Corner Connector




SI Accessories For Tilt & Turn


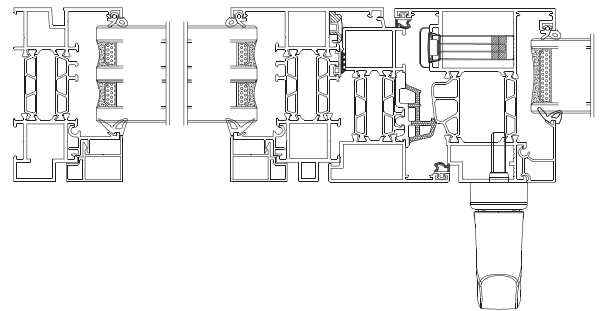
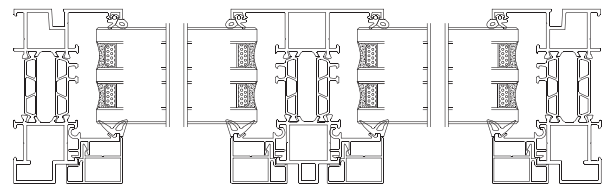
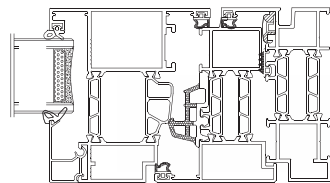
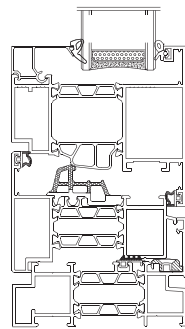
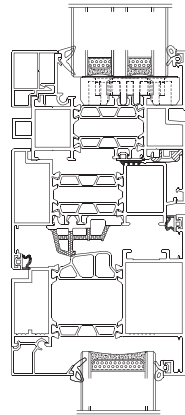
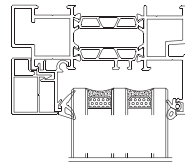



HOPPE Handle

## HARDWARE CONFIGURATION



*Simplicity The minimalist design concept eliminates unnecessary decorations and creates a peaceful and comfortable living space.*



SHOWCASE GRAPH

## Technical Parameters:

**Profile thickness:**  
1.8mm

**Size range:**  
Sash width 500mm-750mm, Sash height 800mm-1400mm

**Glass specification:**  
5mm+20A+5mm double clear tempered glass

**Heat insulation strip:**  
22mm

### Product function:

Outward-opening/outward-overhanging/tilt and turn/  
outward-opening/inward-opening

### Product advantage:

1. Split balanced Angle code injection process, improve the wind pressure resistance of the whole window and the overall safety performance.
2. Three-layers sealing with isothermal vertical line design, has excellent heat preservation and insulation performance.
3. Doors windows can be made, with glass protection integrated design, it looks noble and elegant and enhances the overall style of the home.



## PRODUCT ACCESSORIES



Hinges For The Sash

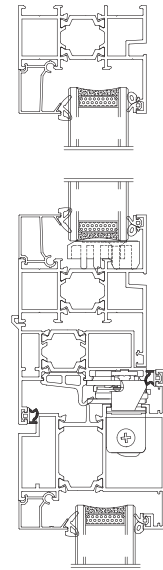



Handle-Transmission Box For Sashes

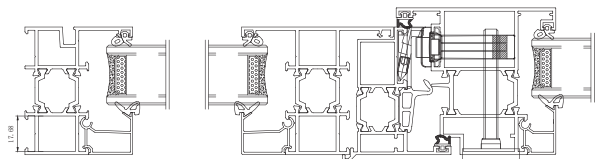
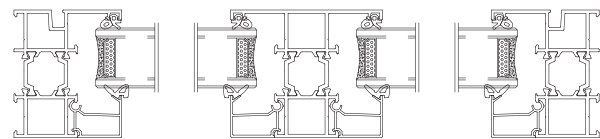
## HARDWARE CONFIGURATION



*Simplicity The minimalist design concept eliminates unnecessary decorations and creates a peaceful and comfortable living space.*



inside outside



outside

inside



SHOWCASE GRAPH

# 100 THERMAL BREAK TOP-HUNG SERIE

(STANDARD WITH SCREEN)

## HIGH-PERFORMANCE DOORS AND WINDOWS

### Technical Parameters:

**Profile thickness:**

1.8mm

**Size range:**

Sash width 500mm-750mm, Sash height 800mm-1400mm

**Glass specification:**

5mm+20A+5mm double clear tempered glass

**Heat insulation strip:**

26mm

**Product function:**

Outward opening/Awning Window

**Product advantage:**

1. Reinforced wall thickness design has higher safety performance, higher wind pressure resistance.
2. Split balanced Angle code injection process, improve the wind pressure resistance of the whole window and the overall safety performance.
3. 20A hollow thickness effectively improves sound insulation, heat preservation and thermal insulation properties.
4. Selected imported brand hardware, has quality assurance, longer lasting and durable.



### PRODUCT ACCESSORIES



Crooked Handle-Press Handle



Hinges For The Screen




Transmission Box For Sashes and Screens-Upper & Lower Bolts- Lock Set

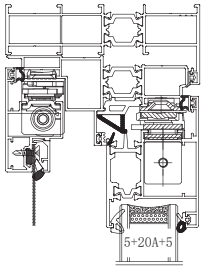
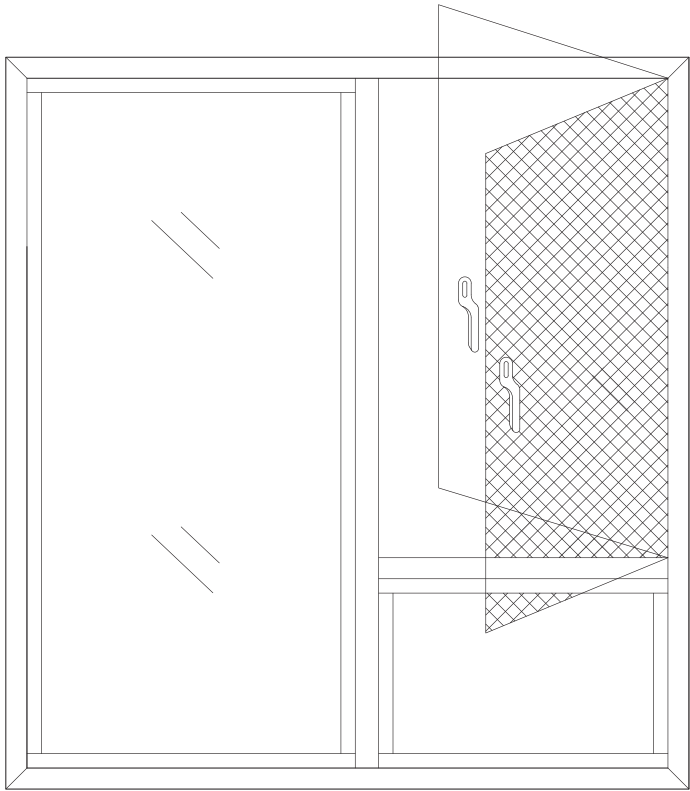


Hinges For The Sash

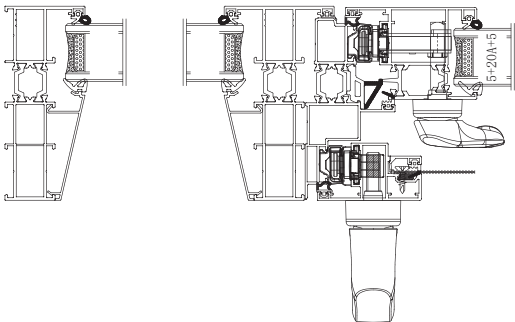
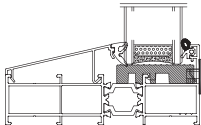
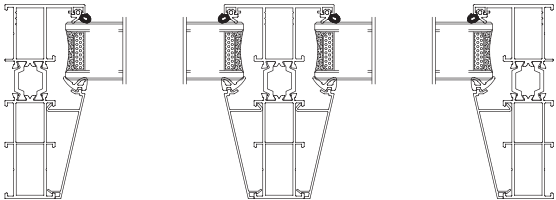
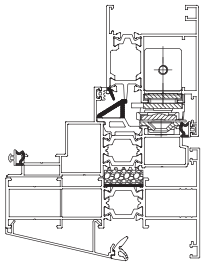
## HARDWARE CONFIGURATION



*Simplicity The minimalist design concept eliminates unnecessary decorations and creates a peaceful and comfortable living space.*

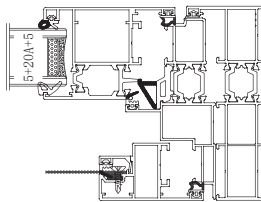


inside outside



outside

inside



SHOWCASE GRAPH

# 103 THERMAL BREAK SERIES

(STANDARD WITH SCREEN)

## HIGH-PERFORMANCE DOORS AND WINDOWS

### Technical Parameters:

**Profile thickness:**

1.8mm

**Size range:**

Sash width 500mm-750mm, Sash height 800mm-1400mm

**Glass specification:**

5mm+20A+5mm double clear tempered glass

**Heat insulation strip:**

22mm

**Product function:**

Outward opening/Awning Window

**Product advantage:**

1. Concealed pull handle with strike plate has its own flip-up nut which is simple and strong.
2. 26mm narrow edge design allows for a wider field of view.
3. Inside and outside flat frame design, looks beautiful and practical, and has longer service life for rubber strips.
4. The window screen features a anti-children spring lock which is more delicate and safe.



### PRODUCT ACCESSORIES



Lock Blocks & Lock Set For Sashes



Screen Lock, screen Hinges, Lock Blocks & Lock Set For Screens

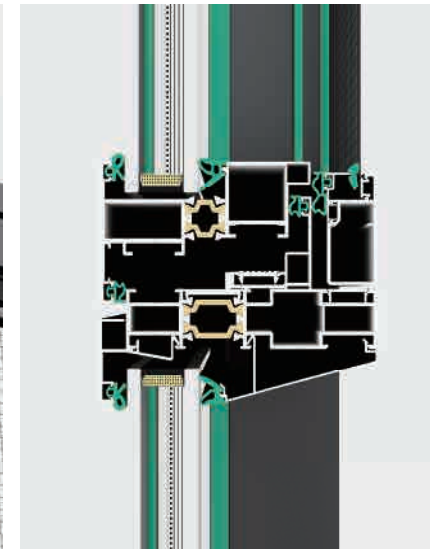


Hinges For The Sash

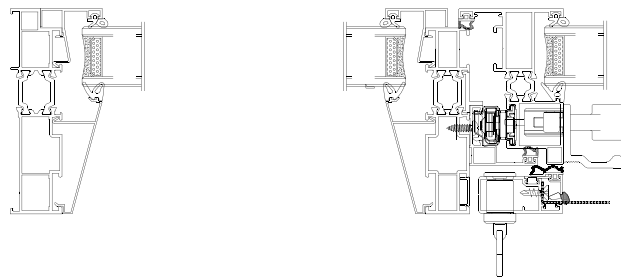
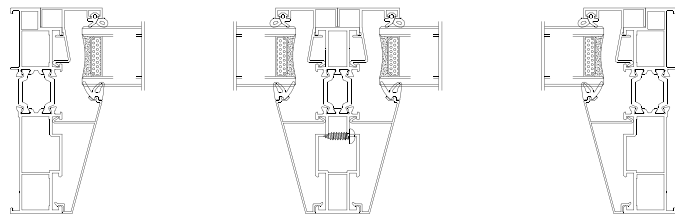
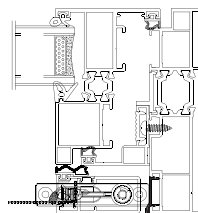
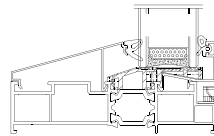
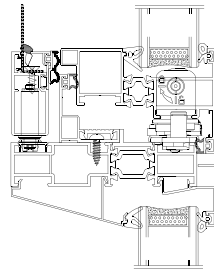
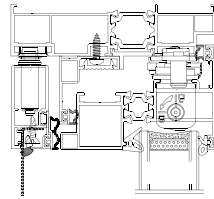
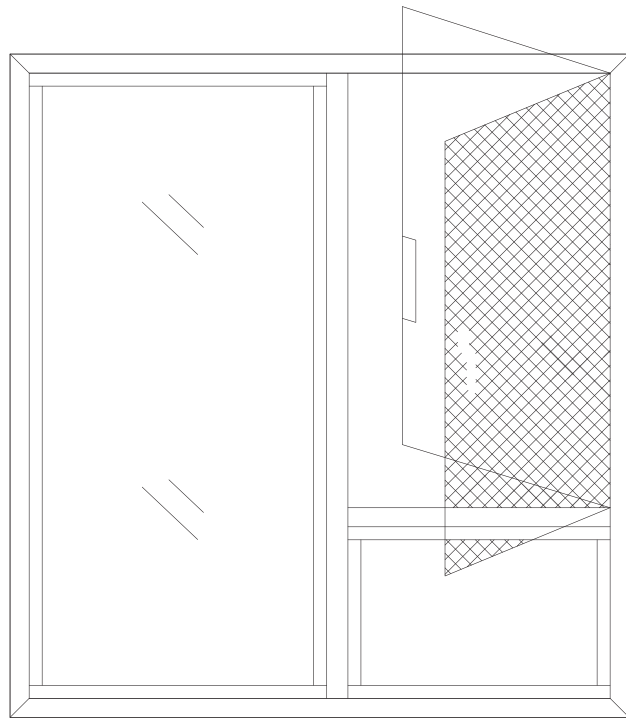


Sash Lock- Transmission Box For Sashes

## HARDWARE CONFIGURATION



*Simplicity The minimalist design concept eliminates unnecessary decorations and creates a peaceful and comfortable living space.*



SHOWCASE GRAPH

## Technical Parameters:

### Profile thickness:

2.0mm

### Size range:

Sash width 500mm-750mm, Sash height 800mm-1400mm

### Glass specification:

5mm+20A+5mm double clear tempered glass

### Heat insulation strip:

25.3mm

### Product function:

Outward opening/Awning Window/inward opening and inward tilting

### Product advantage:

1. Thermal Break structure design, excellent thermal insulation performance.
2. Corner code injection process, increase the stability of the window structure, enhance the window 5 performance.
3. 2.0mm profile wall thickness, higher safety and wind pressure resistance.
4. High-end brand hardware, quality assurance, more durable and long-lasting.
5. Solid oversized glass, more resistant to wind pressure and safer.



## PRODUCT ACCESSORIES



Transmission Box For Sashes-Transmission Box For Screens- Hinges For Screens



SI Transmission Box For Tilt & Turn - Lock Set - Corner Connector



Hoppe Press Handle



Hinges For Sashes

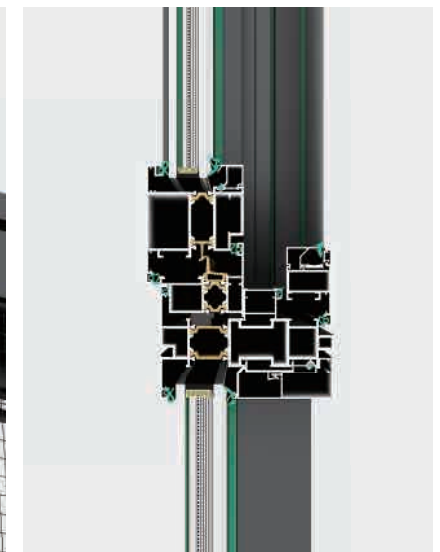


Hoppe Bend Handle


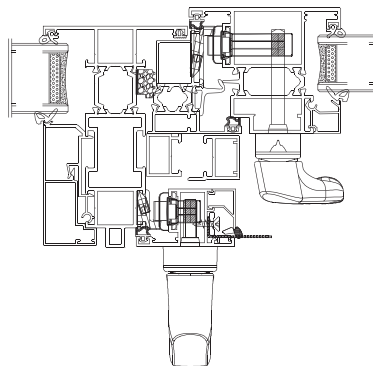
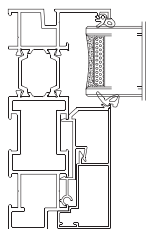
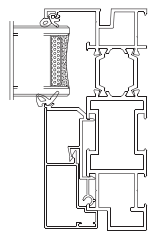
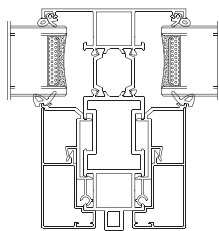
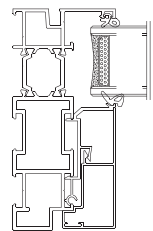
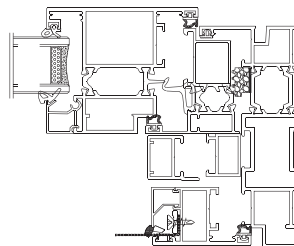
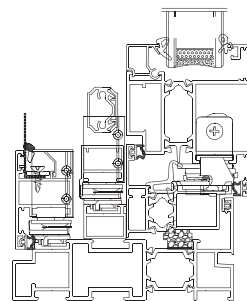
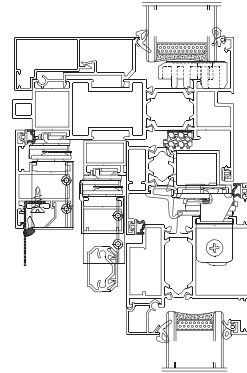
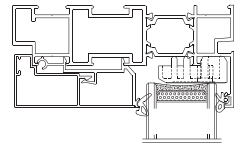



Hoppe Bend Handle

## HARDWARE CONFIGURATION



*Simplicity The minimalist design concept eliminates unnecessary decorations and creates a peaceful and comfortable living space.*



SHOWCASE GRAPH

# 728 SERIES

NON-THERMAL BREAK SLIDING WINDOW (CONSTRUCTION STYLE)

## HIGH-PERFORMANCE DOORS AND WINDOWS

### Technical Parameters:

#### Profile thickness:

1.0mm

#### Size range:

Sash width 300mm-1200mm, Sash height 500mm-1300mm

#### Glass specification:

5mm single layer clear tempered glass

#### Product function:

Sliding window Two with gauze/four with gauze

#### Product advantage:

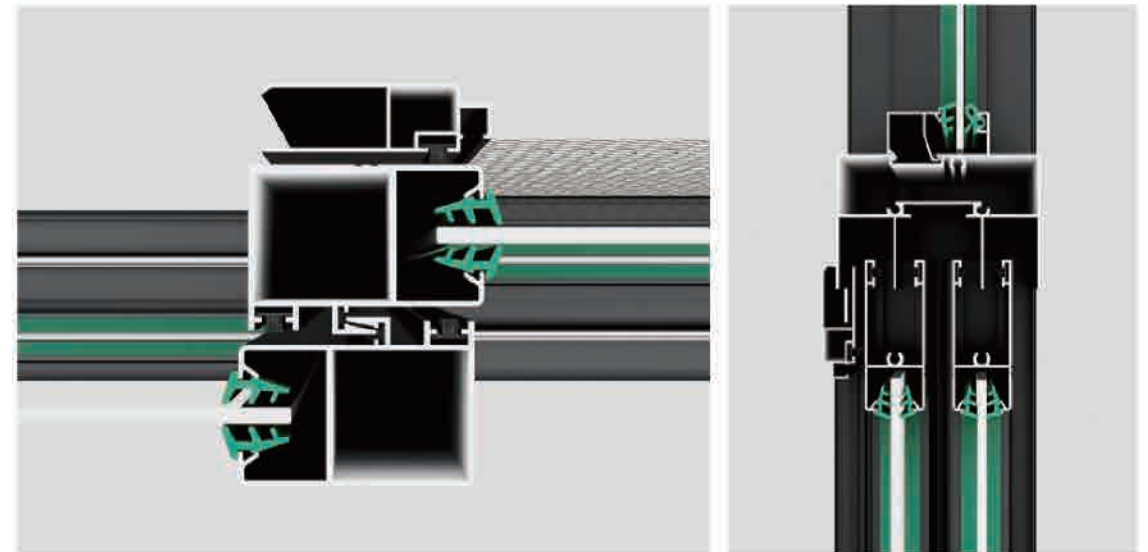
1. Aeronautical grade aluminum profile, safe, stable and durable.
2. High-end matte spraying process, scratch-resistant and wear-resistant.
3. Simple design, suitable for modern/luxury/minimalist decoration.
4. High-end hardware fittings, smooth and stable.



### PRODUCT ACCESSORIES

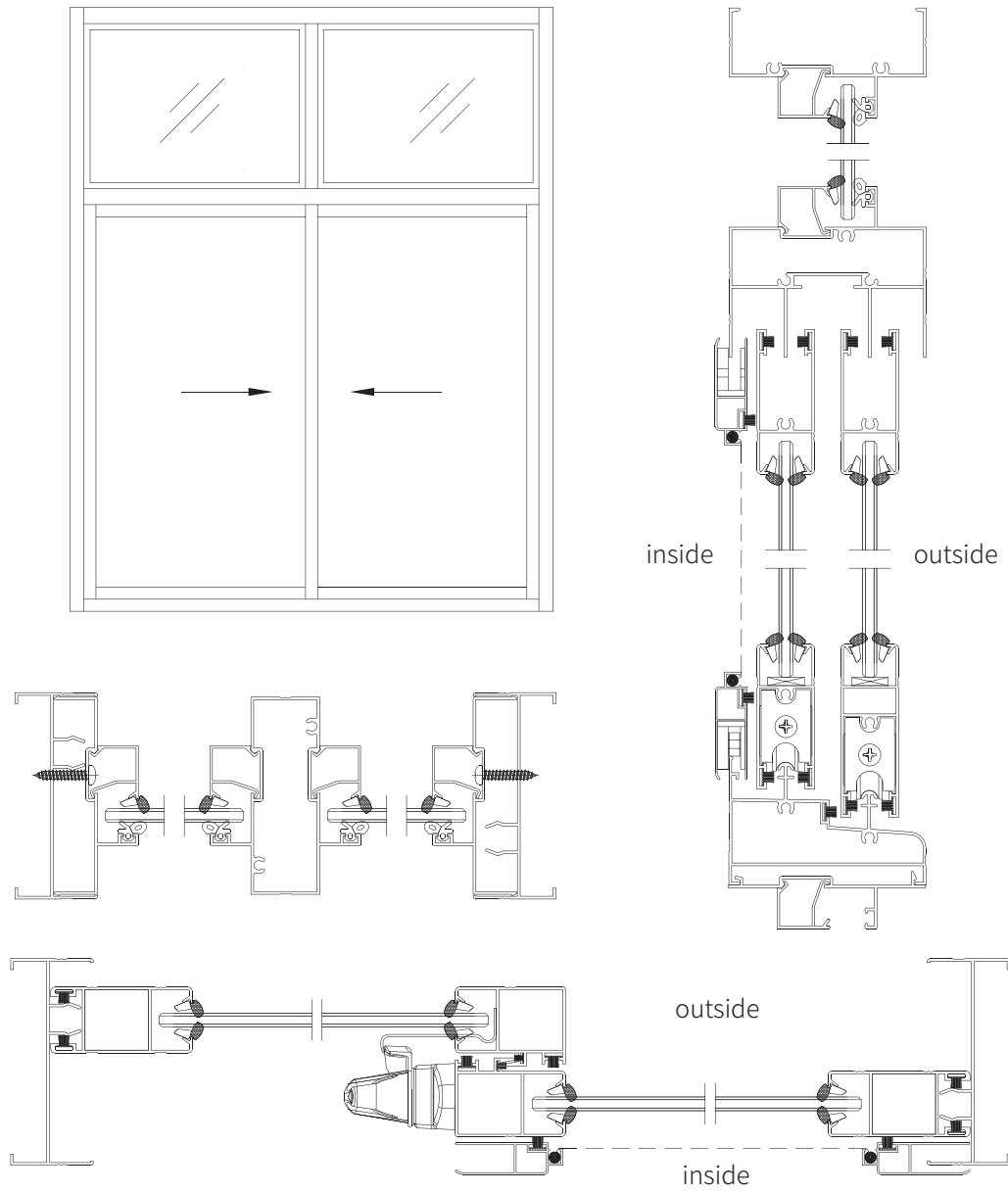


Handle Wheels



## HARDWARE CONFIGURATION

*Simplicity The minimalist design concept eliminates unnecessary decorations and creates a peaceful and comfortable living space.*



SHOWCASE GRAPH

**Technical Parameters:**

**Profile thickness:** 1.0mm  
**Size range:** Sash width 300mm-1200mm, Sash height 500mm-1300mm

**Glass specification:**  
5mm+9A+5mm double clear tempered glass

**Product function:**  
Sliding window Two with gauze/four with gauze

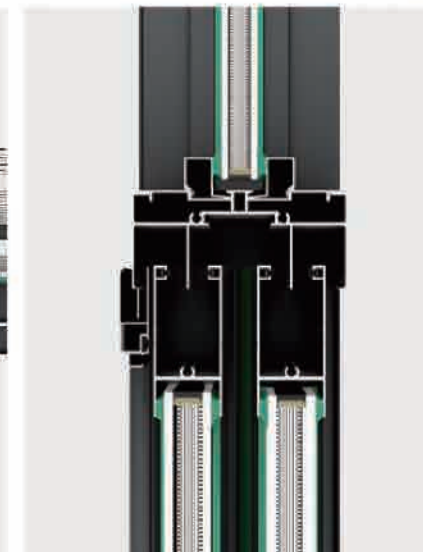
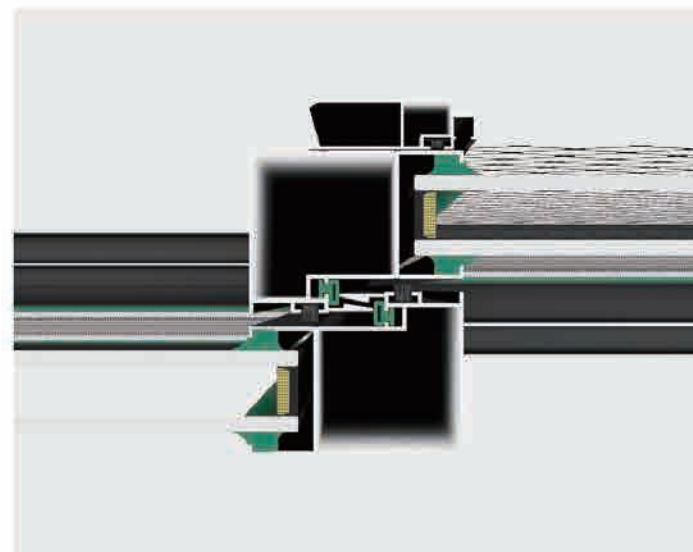
- Product advantage:**
1. Aeronautical grade aluminum profile, safe, stable and durable.
  2. High-end matte spraying process, scratch-resistant and wear-resistant.
  3. Simple design, suitable for modern/luxury/minimalist decoration.
  4. High-end hardware fittings, smooth and stable.



**PRODUCT ACCESSORIES**

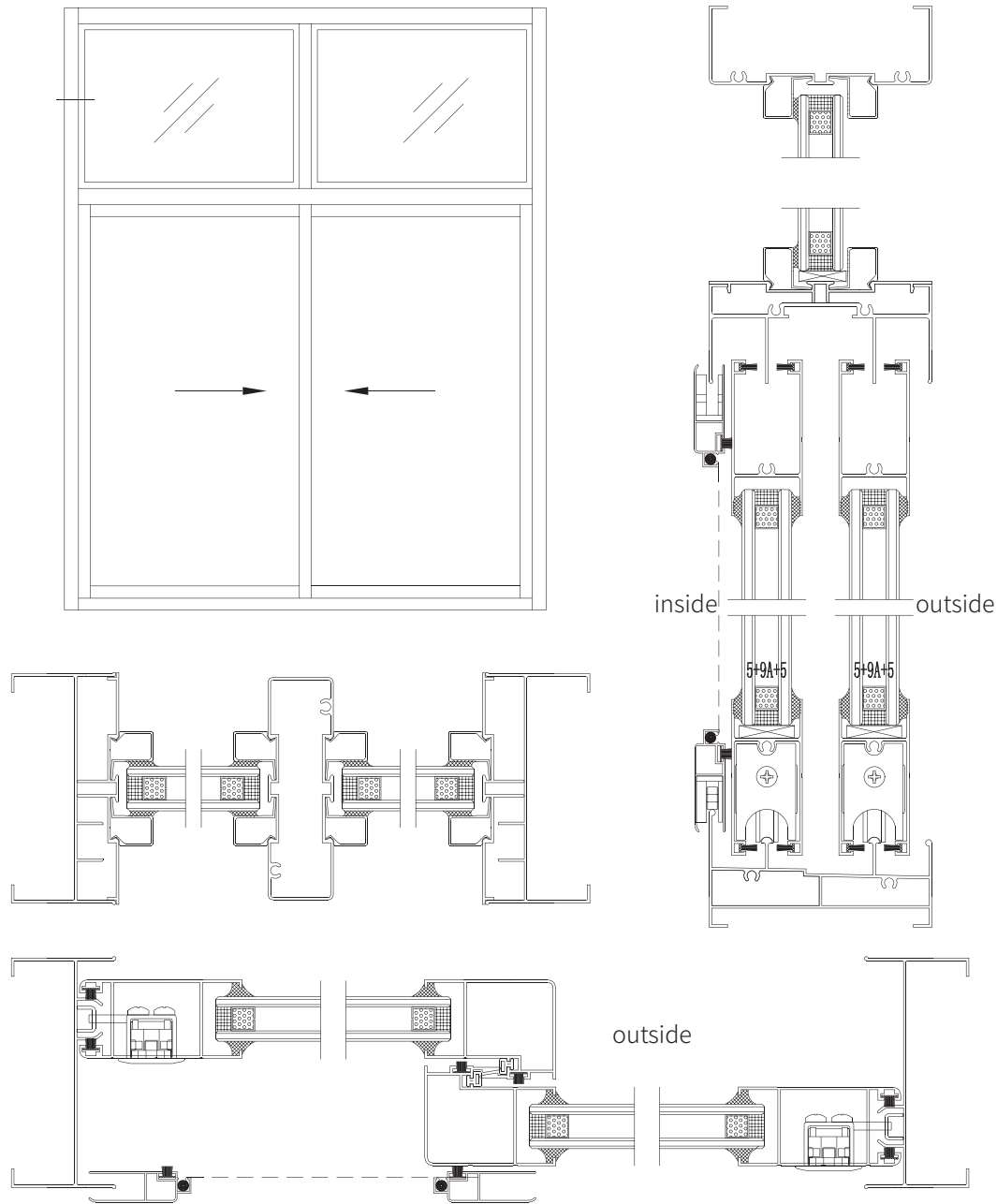


1" Shaped Lock, Upper Wheels, Lock Block and Lock Set



**HARDWARE CONFIGURATION**

*Simplicity The minimalist design concept eliminates unnecessary decorations and creates a peaceful and comfortable living space.*



SHOWCASE GRAPH

**Technical Parameters:**

**Profile thickness:**

1.8mm

**Size range:**

Sash width 300mm-2000mm, Sash height 800mm-1800mm

**Glass specification:**

5mm+15A+5mm double clear tempered glass

**Heat insulation strip:**

14.8mm

**Product function:**

Sliding window Two/four

**Product advantage:**

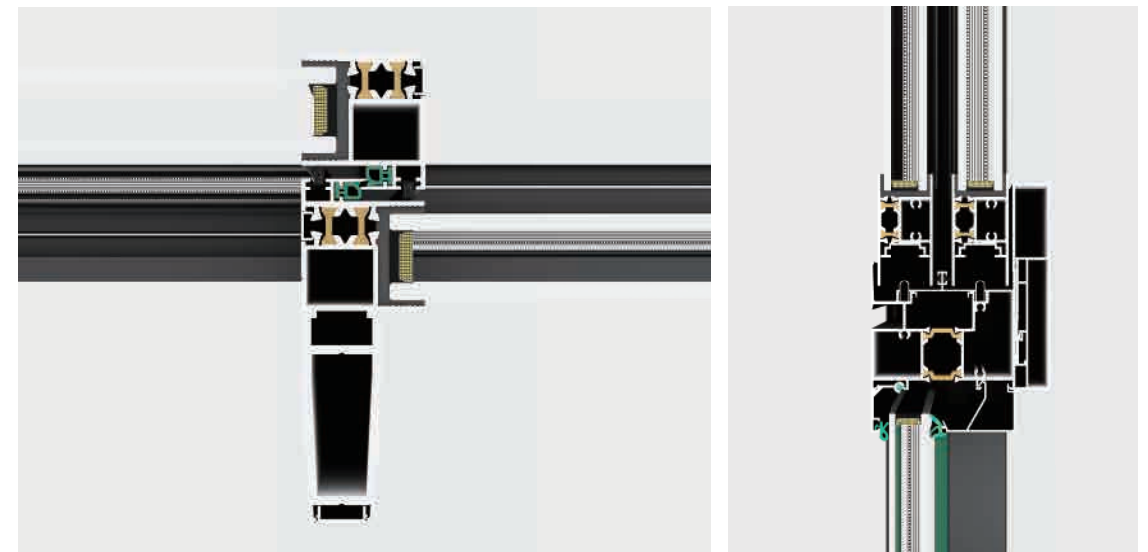
1. Doesn't take up indoor space, large pushing and pulling area, good ventilation and air permeability.
2. High-end slide structure, stable and smooth.
3. Two-track design with high-precision screen, better anti-mosquito effect.
4. Multi-scene adaptation, excellent practical function.



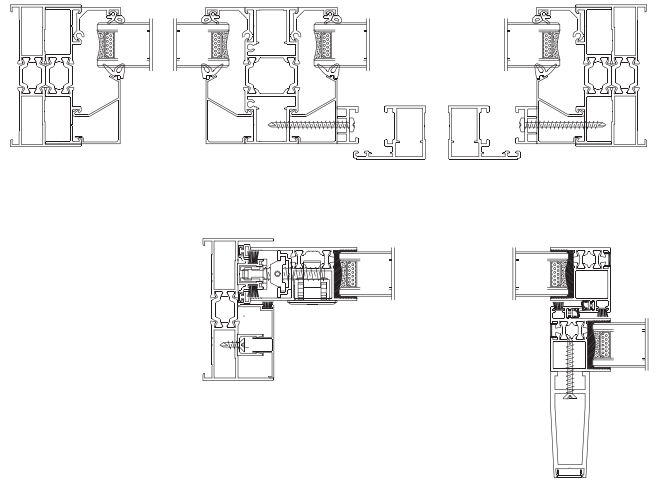
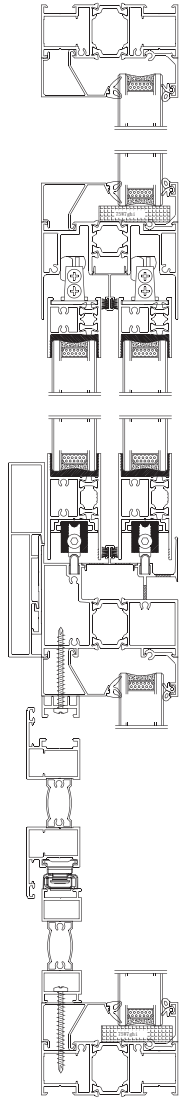
**PRODUCT ACCESSORIES**



Lower Wheels, Typhoon wheels, Lock Block and Lock Set, "1" Shaped Lock



*Simplicity The minimalist design concept eliminates unnecessary decorations and creates a peaceful and comfortable living space.*



SHOWCASE GRAPH

## Technical Parameters:

### Profile thickness:

1.8mm

### Size range:

Sash width 300mm-2000mm, Sash height 800mm-1800mm

### Glass specification:

5mm+15A+5mm double clear tempered glass

### Heat insulation strip:

14.8mm

### Product function:

Sliding window Three-track two-panel with gauze/Three-track three-panel/three-track four-panel with gauze/three-track six-panel

### Product advantage:

1. Adopting high-strength and high-quality aluminum alloy material structure design, is sturdy and durable.
2. It can broadens views and enhances lightness.
3. Parallel track sliding method not only reduces the friction impact of the window sash, but also makes safe and stable.
4. Thermal break technology significantly reduces heat conduction, providing exceptional thermal and acoustic insulation.

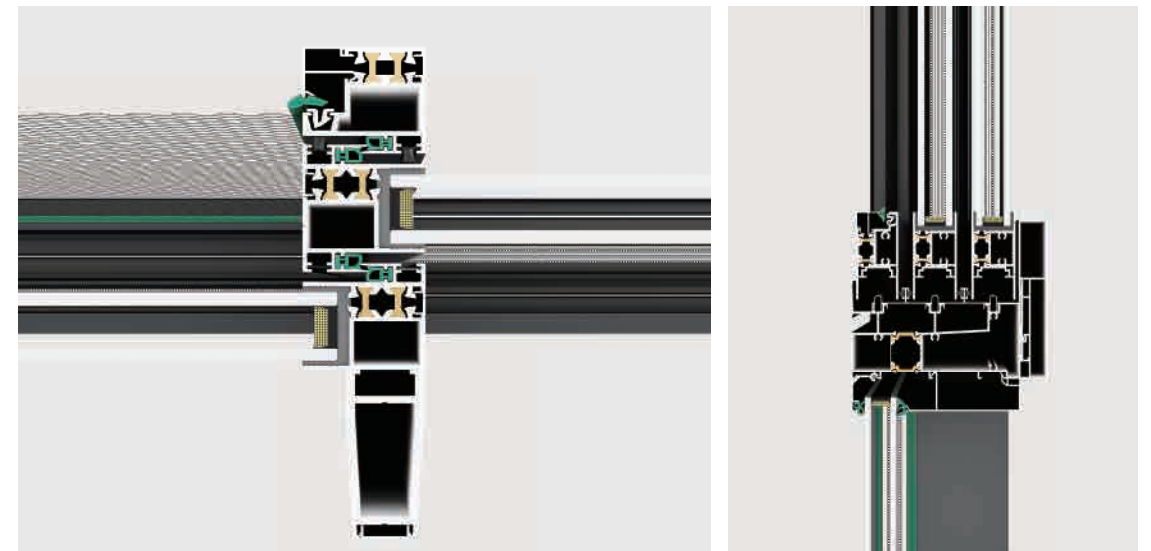


## PRODUCT ACCESSORIES

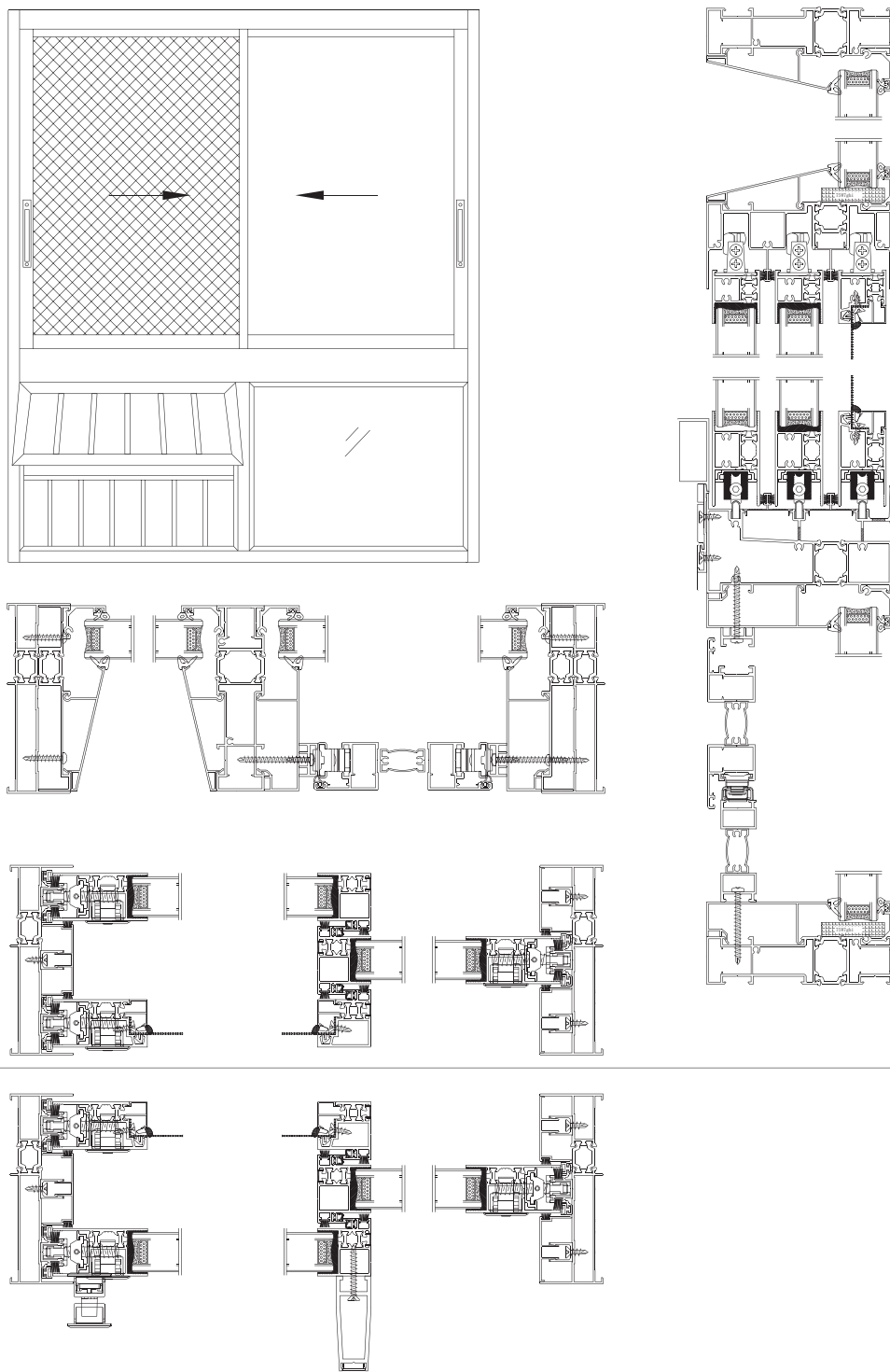


Lower Wheels, Typhoon wheels, Lock Block and Lock Set, "1" Shaped Lock

## HARDWARE CONFIGURATION



*Simplicity The minimalist design concept eliminates unnecessary decorations and creates a peaceful and comfortable living space.*



SHOWCASE GRAPH

**Technical Parameters:**

**Profile thickness:**

1.4mm

**Size range:**

Sash width 750mm-2500mm, Sash height 800mm-1300mm

**Glass specification:**

5mm+15A+5mm double clear tempered glass

**Heat insulation strip:**

14.8mm

**Product function:**

Sliding window Two/four

**Product advantage:**

1. It doesn't take up much room space, has a large push-pull area, and is well-ventilated.
2. Fixed below can be equipped with handrails to create a scenic recreational area.
3. 304 stainless steel diamond mesh which is Triple-rail design, applicable to a longer life, and anti-mosquito effect is remarkable.
4. The embedded design of the downward track effectively prevents the wind and rain from disturbing and improves the sealing performance of the doors and windows.

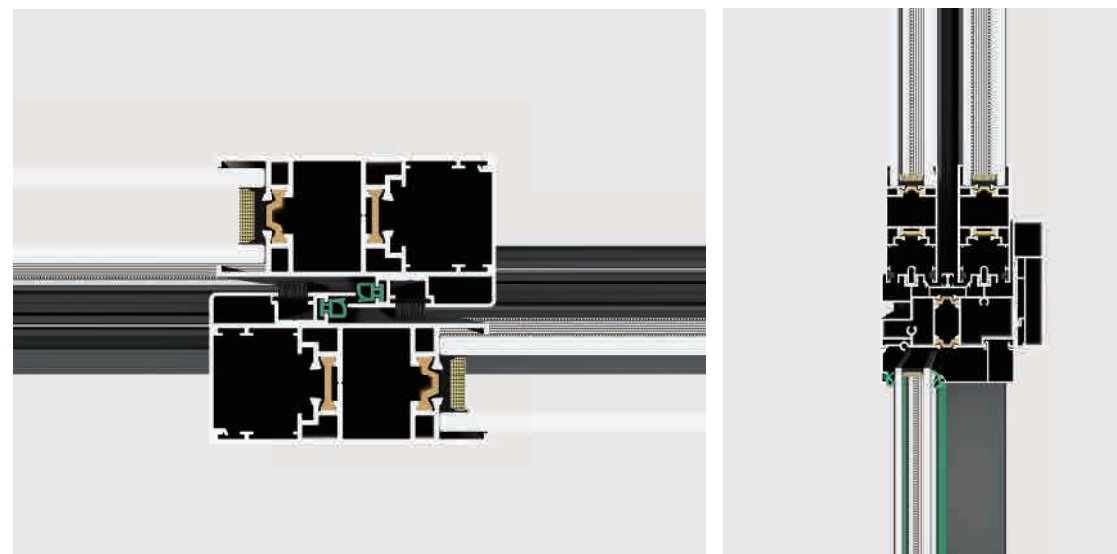


**PRODUCT ACCESSORIES**

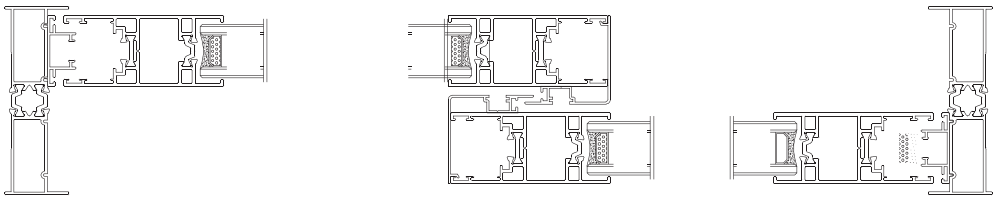
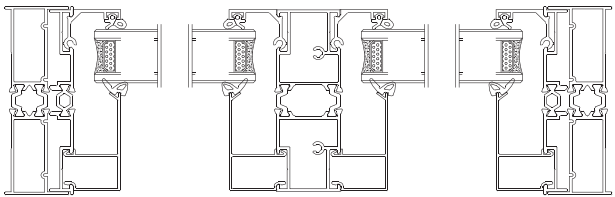
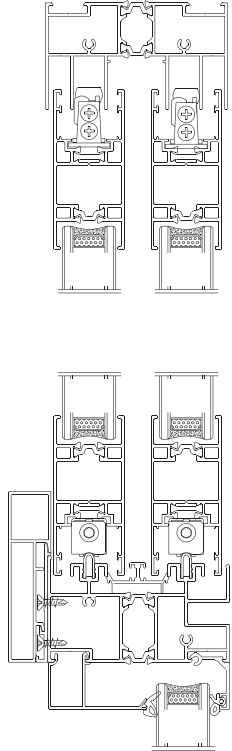
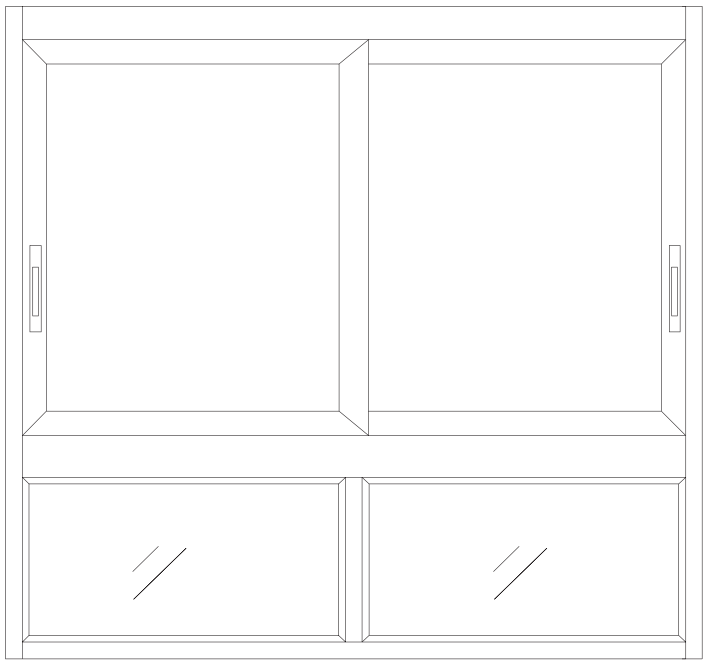


Lower Wheels, Typhoon wheels, Lock Block and Lock Set, "1" Shaped Lock

**HARDWARE CONFIGURATION**



*Simplicity The minimalist design concept eliminates unnecessary decorations and creates a peaceful and comfortable living space.*



SHOWCASE GRAPH

## Technical Parameters:

### Profile thickness:

1.4mm

### Size range:

Sash width 450mm-1000mm, Sash height 1000mm-2400mm

### Glass specification:

5mm+15A+5mm double clear tempered glass

### Heat insulation strip:

14.8mm

### Product function:

Sliding window Three-track two-panel with gauze/Three-track three-panel/three-track four-panel with gauze/three-track six-panel

### Product advantage:


1. Thermally broken sliding doors offer superior thermal insulation.
2. Adopting stainless steel shaft and carbon fiber pulleys, pushing and pulling for 100,000 times is not a problem, sliding smoothly and durably.
3. High-rail track design for effective waterproofing.
4. Hollow glass which is 5+15A+5, has better sound insulation performance.



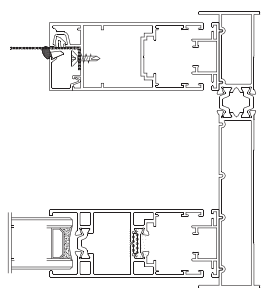
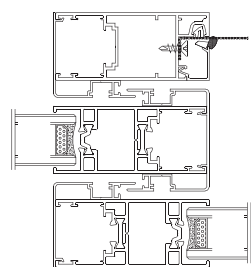
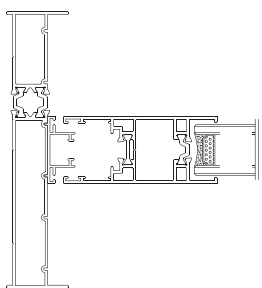
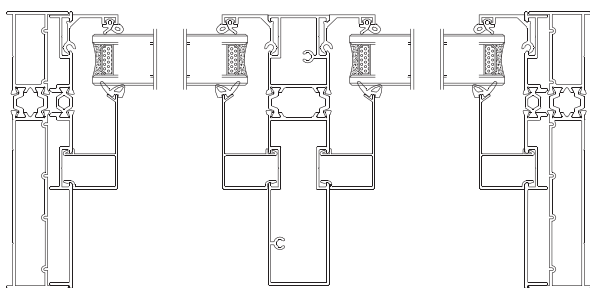
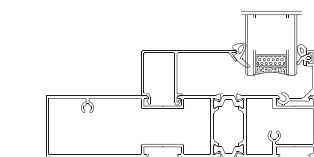
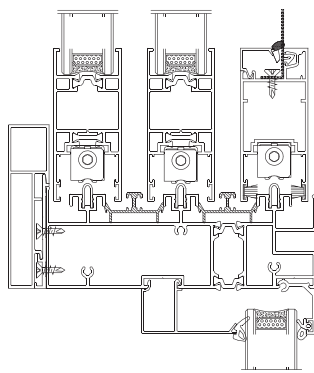
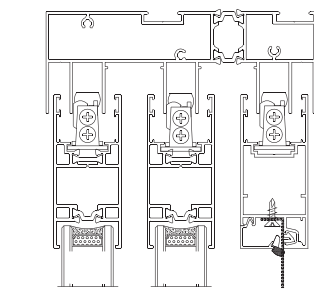

## PRODUCT ACCESSORIES



Lower Wheels, Typhoon wheels, Lock Block and Lock Set, "1" Shaped Lock



*Simplicity The minimalist design concept eliminates unnecessary decorations and creates a peaceful and comfortable living space.*



SHOWCASE GRAPH

# 120 SERIE

NON-THERMAL BREAK SLIDING WINDOW(3 TRACKS)

## HIGH-PERFORMANCE DOORS AND WINDOWS

### Technical Parameters:

**Profile thickness:**

1.2mm

**Size range:**

Sash width 500mm-1400mm, Sash height 800mm-1400mm

**Glass specification:**

5mm+15A+5mm double clear tempered glass

**Product function:**

Sliding window Three-track two-panel with gauze/Three-track three-panel/three-track four-panel with gauze/three-track six-panel

**Product advantage:**


1. High quality pulley system, quiet and smooth pushing and pulling.
2. thickened profile design, to ensure the strength of the frame stable.
3. large area lighting design, wide vision.
4. suitable for balcony, kitchen, living room partition and other occasions.



### PRODUCT ACCESSORIES



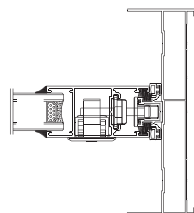
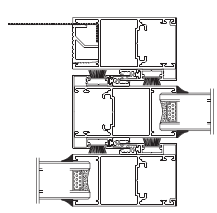
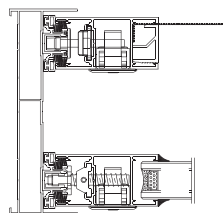
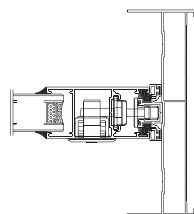
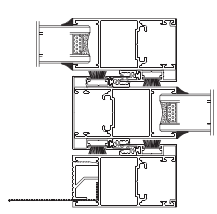
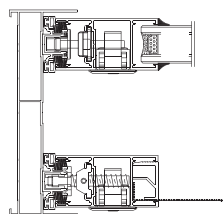
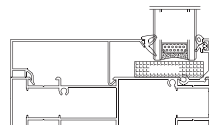
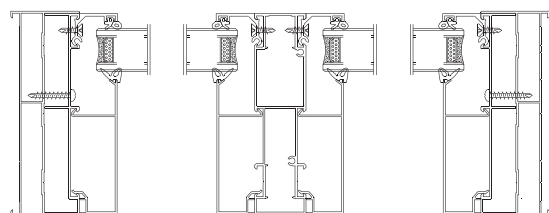
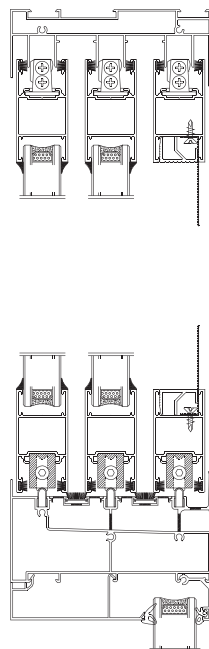
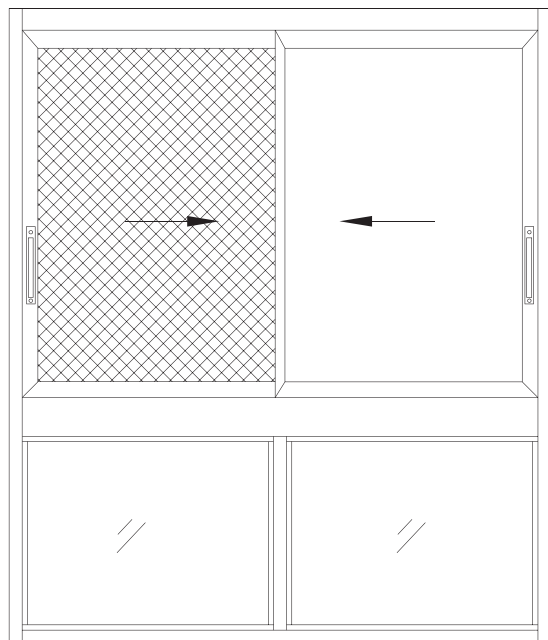


“1” Shaped Lock , Upper and Lower Wheels , Lock Block and Lock Set



## HARDWARE CONFIGURATION

*Simplicity The minimalist design concept eliminates unnecessary decorations and creates a peaceful and comfortable living space.*



SHOWCASE GRAPH

**Technical Parameters:**

**Profile thickness:**

1.2mm

**Size range:**

Sash width 500mm-1400mm, Sash height 800mm-1400mm

**Glass specification:**

5mm+15A+5mm double clear tempered glass

**Product function:**

Sliding window Two tracks and two fans/Two tracks and four fans Three tracks with two panels and gauze/hree tracks with three panels /Three tracks with four panels and gauze/three tracks with six panels

**Product advantage:**


1. Doesn't take up indoor space, large pushing and pulling area, good ventilation and air permeability.
2. High-end slide structure, stable and smooth.
3. Two-track design with high-precision screen, better anti-mosquito effect.
4. Multi-scene adaptation, excellent practical function.



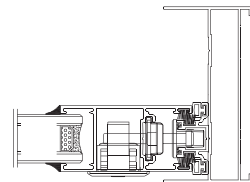
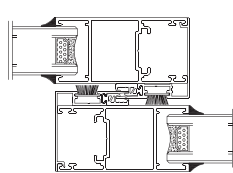
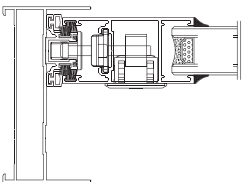
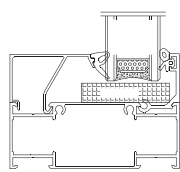
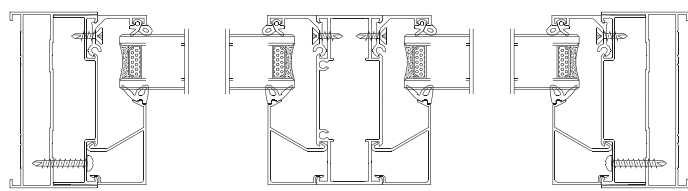
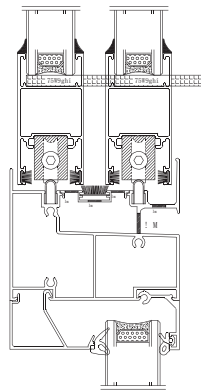
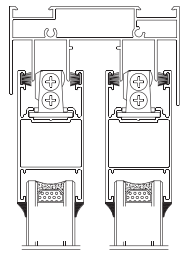
**PRODUCT ACCESSORIES**



"1" Shaped Lock , Upper and Lower Wheels , Lock Block and Lock Set



*Simplicity The minimalist design concept eliminates unnecessary decorations and creates a peaceful and comfortable living space.*



SHOWCASE GRAPH

# 90-137 SERIES

NON-THERMAL BREAK SLIDING DOOR(3 TRACKS)

# HIGH-PERFORMANCE DOORS AND WINDOWS

## Technical Parameters:

### Profile thickness:

1.4mm

### Size range:

Sash width 500mm-1500mm, Sash height 800mm-2500mm

### Glass specification:

5mm+15A+5mm double clear tempered glass

### Product function:

Sliding door Two tracks and two fans/Two tracks and four fans Three tracks with two panels and gauze/Three tracks with three panels /Three tracks with four panels and gauze/three tracks with six panels

### Product advantage:

1. Doesn't take up indoor space, large pushing and pulling area, good ventilation and air permeability.
2. High-end slide structure, stable and smooth.
3. Two-track design with high-precision screen, better anti-mosquito effect.
4. Multi-scene adaptation, excellent practical function.



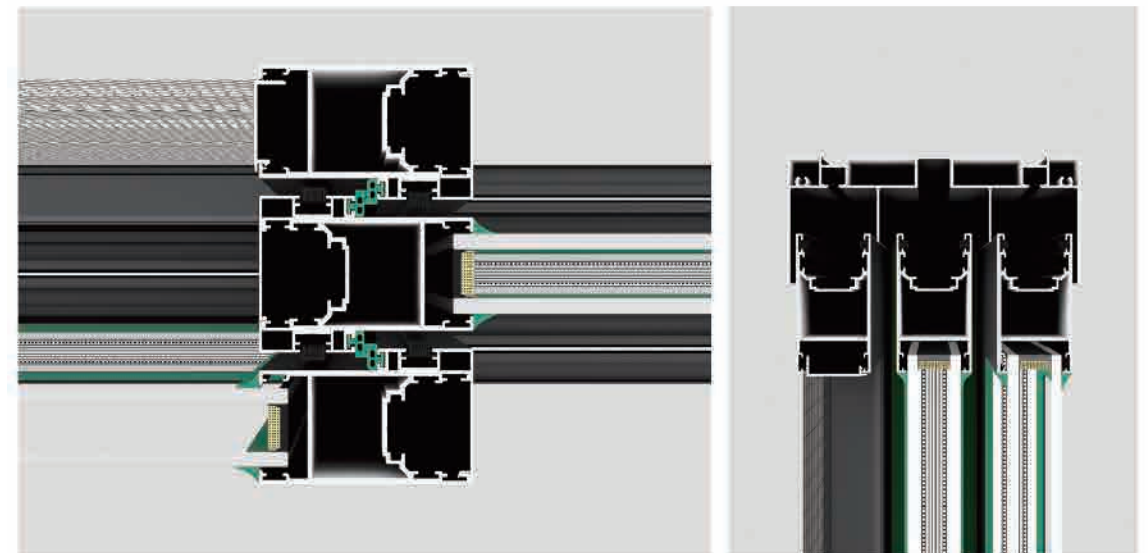
## PRODUCT ACCESSORIES



Handle Wheels

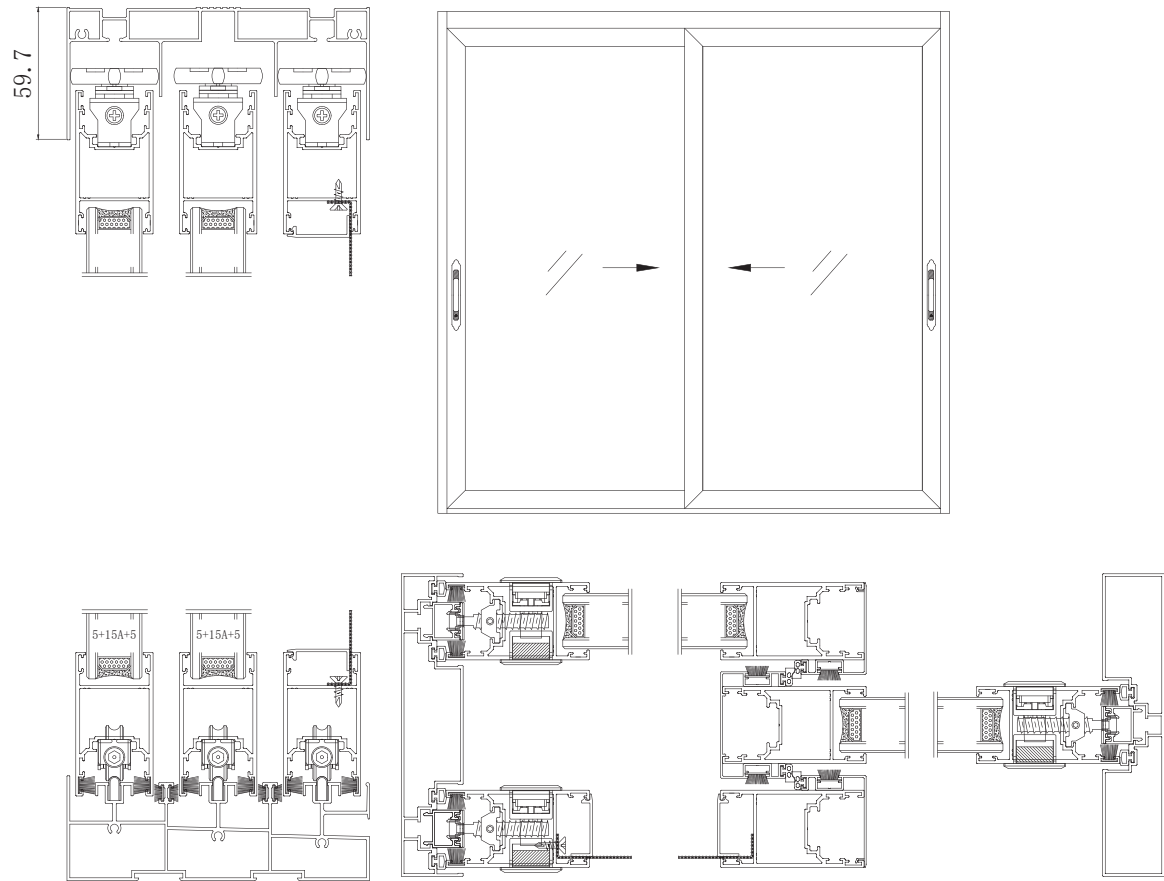


"1" Shaped Lock, Lower Wheels



## HARDWARE CONFIGURATION

*Simplicity The minimalist design concept eliminates unnecessary decorations and creates a peaceful and comfortable living space.*



SHOWCASE GRAPH

## Technical Parameters:

### Profile thickness:

1.4mm

### Size range:

Sash width 500mm-1500mm, Sash height 800mm-2500mm

### Glass specification:

4mm+15A+4mm double clear tempered glass

### Product function:

Sliding door Two screens with gauze/Three screens/four screens/four screens with gauze/six screens

### Product advantage:

1. The product appearance design is fashionable and simple, outstanding value.
2. Adopting stainless steel axis, carbon fiber pulley, push and pull 100,000 times without failure.
3. Medium and narrow design, the sense of the times and stability highlights the low-profile.
4. Can be made of lattice strips, craft glass and other styles with home style.

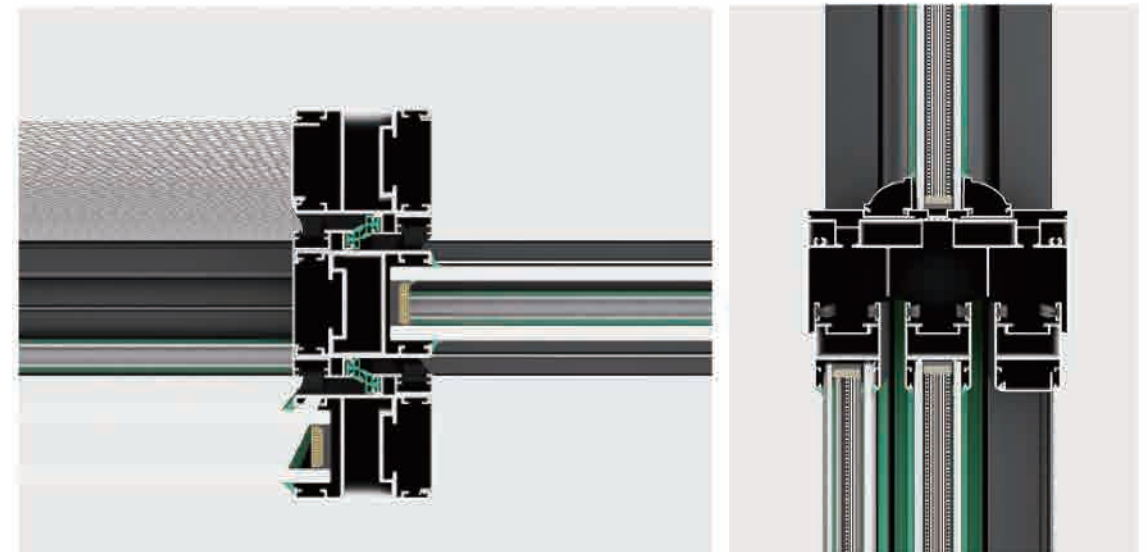


## PRODUCT ACCESSORIES


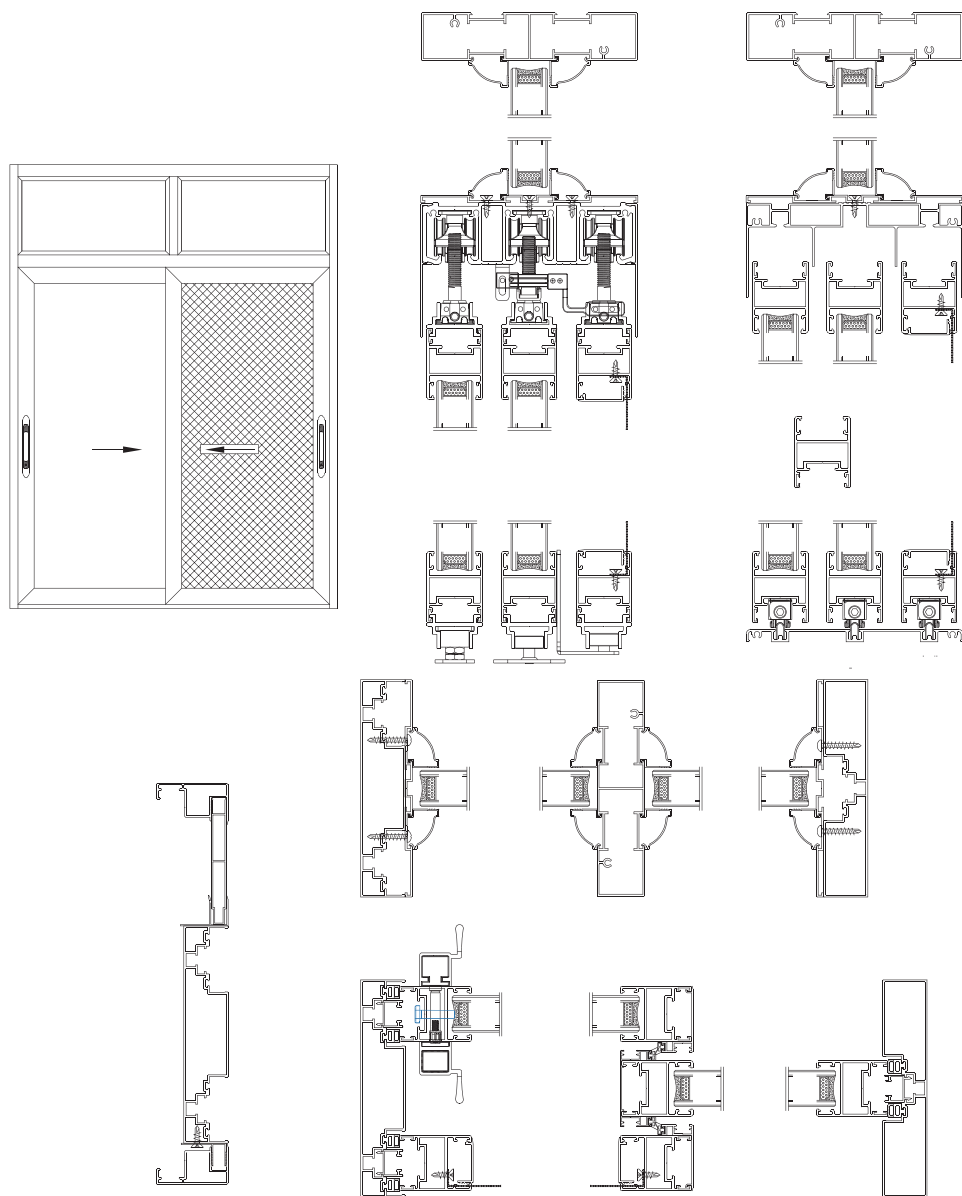


1" Shaped Lock, Upper Wheels, Lock Block and Lock Set

## HARDWARE CONFIGURATION



*Simplicity The minimalist design concept eliminates unnecessary decorations and creates a peaceful and comfortable living space.*



SHOWCASE GRAPH

# 180-65 SERIES

NON-THERMAL BREAK SLIDING DOOR

## HIGH-PERFORMANCE DOORS AND WINDOWS

### Technical Parameters:

**Profile thickness:**

1.4mm

**Size range:**

Sash width 500mm-2000mm, Sash height 1000mm-3000mm

**Glass specification:**

5mm+15A+5mm double clear tempered glass

**Product function:**

Sliding door Two tracks and two fans/Two tracks and four fans Three tracks with two panels and gauze/Three tracks with three panels /Three tracks with four panels and gauze/three tracks with six panels

**Product advantage:**

1. Elegant and generous product appearance, outstanding value.
2. Embedded structure design, airtightness and watertightness is better.
3. Smooth frame and fan surface, fresh and elegant, cost-effective.
4. Simple and fashionable, medium and narrow design, perfect combination with modern light luxury style.





### PRODUCT ACCESSORIES



Lower Wheels

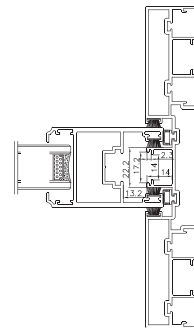
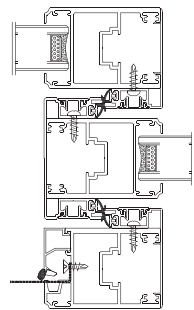
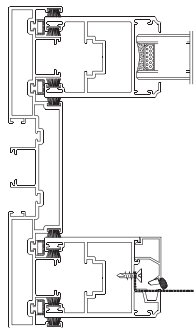
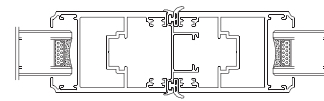
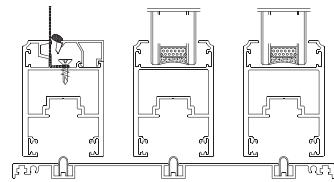
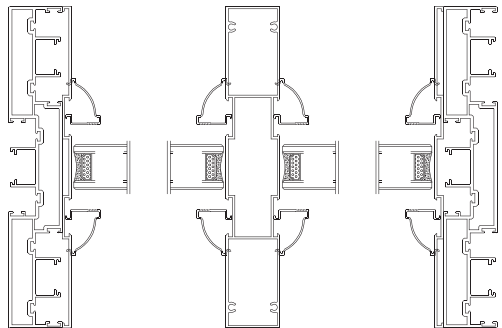
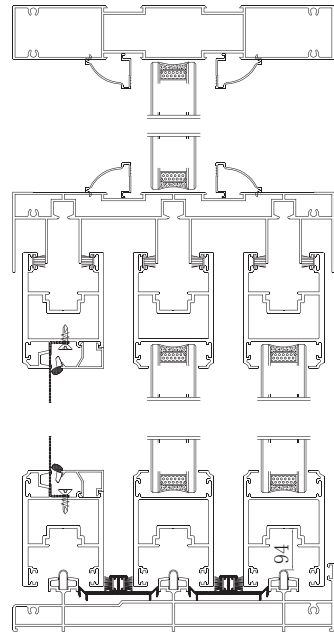
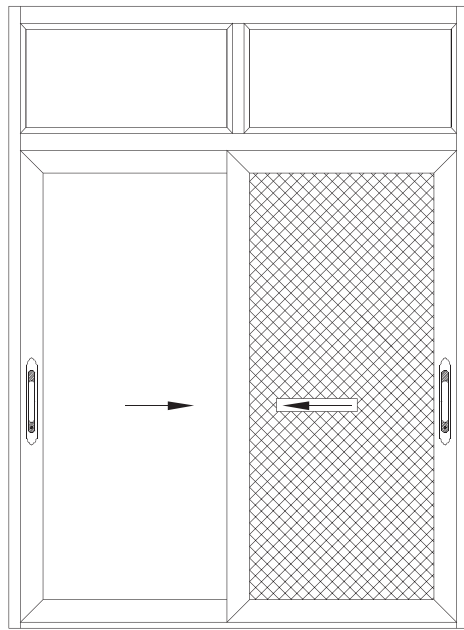


1" Shaped Lock, Upper Wheels, Lock Block and Lock Set



## HARDWARE CONFIGURATION

*Simplicity The minimalist design concept eliminates unnecessary decorations and creates a peaceful and comfortable living space.*



SHOWCASE GRAPH

## Technical Parameters:

### Profile thickness:

2.3mm

### Size range:

Sash width 500mm-2000mm, Sash height 1000mm-3000mm

### Glass specification:

5mm+27A+5mm double clear tempered glass

### Product function:

Sliding door Two tracks and two fans/Two tracks and four fans Three tracks with two panels and gauze/Three tracks with three panels /Three tracks with four panels and gauze/three tracks with six panels

### Product advantage:

1. 2.3mm profile thickness, higher safety performance and wind pressure resistance.
2. Gluing process, enhance the frame solid performance and splicing strength.
3. High-rail floor drain design, more conducive to the evacuation of rainwater, beautiful and practical.
4. Folding hidden yarn, the use of encrypted mesh yarn production, environmental health, full toughness.



## PRODUCT ACCESSORIES



Normal Sliding Door -Lower Wheels\  
Upper Wheels\Lock Block and Lock Set



"1" Shaped Lock For Normal  
Sliding Door\Lifting Handle



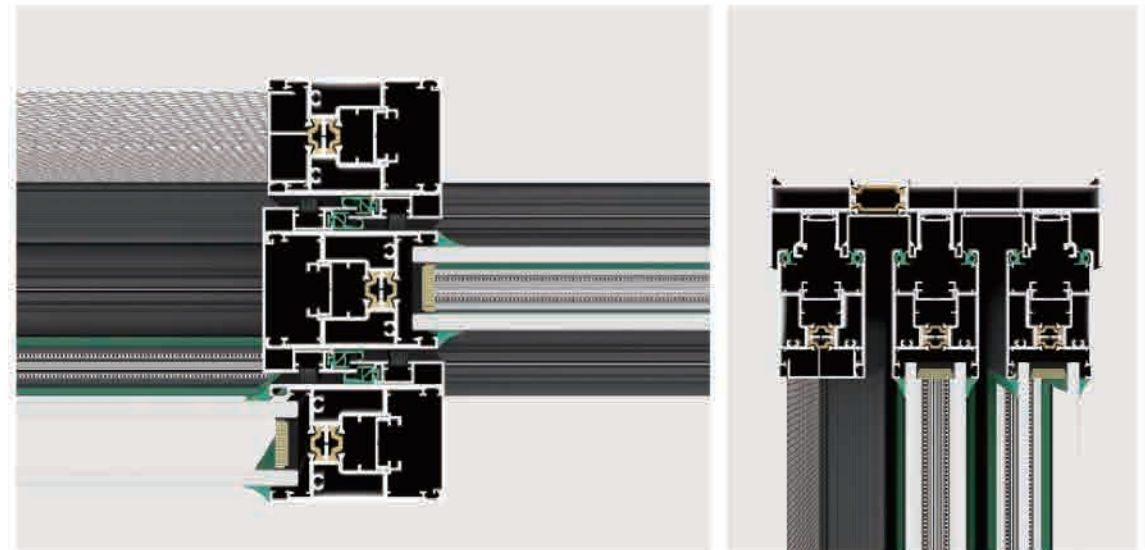
Connector For  
Lifting Wheels



Transmission Rod  
For Lifting  
Lock Body

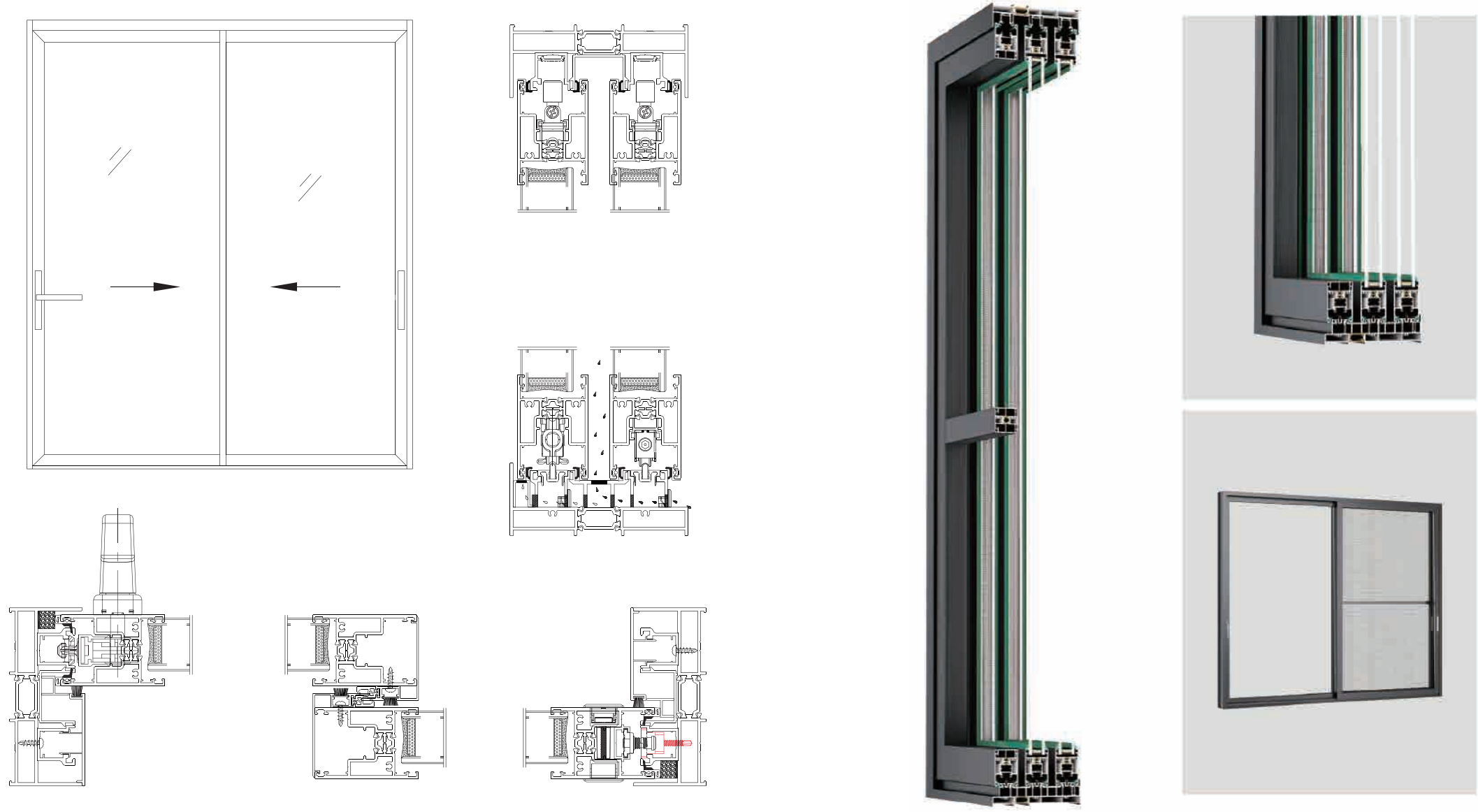


Transmission Rod  
For Lifting  
Lock Body2



## HARDWARE CONFIGURATION

*Simplicity The minimalist design concept eliminates unnecessary decorations and creates a peaceful and comfortable living space.*



SHOWCASE GRAPH

## Technical Parameters:

### Profile thickness:

1.2mm

### Size range:

Sash width 500mm-1400mm, Sash height 800mm-2200mm

### Glass specification:

5mm+12A+5mm double clear tempered glass

### Product function:

Sliding door Two tracks and two fans/Two tracks and four fans Three tracks with two panels and gauze/Three tracks with three panels /Three tracks with four panels and gauze/three tracks with six panels

### Product advantage:

1. Doesn't take up indoor space, large pushing and pulling area, good ventilation and air permeability.
2. High-end slide structure, stable and smooth.
3. Match with high precision screen, better anti-mosquito effect.
4. Multi-scene adaptable, excellent practical function



## PRODUCT ACCESSORIES

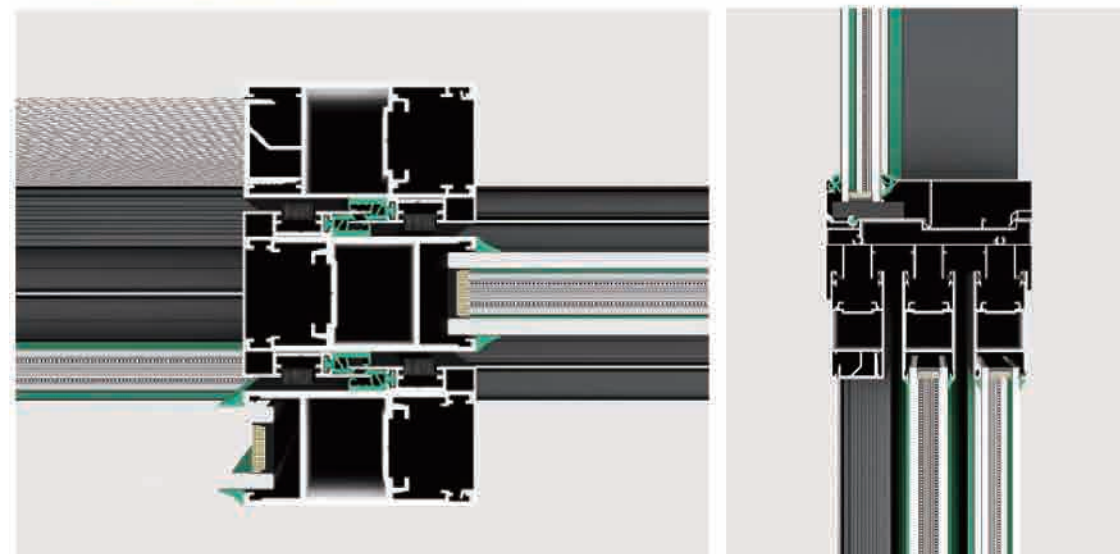


“1” Shaped Lock\Lower Wheels\  
Upper Wheels\Lock Block and Lock Set

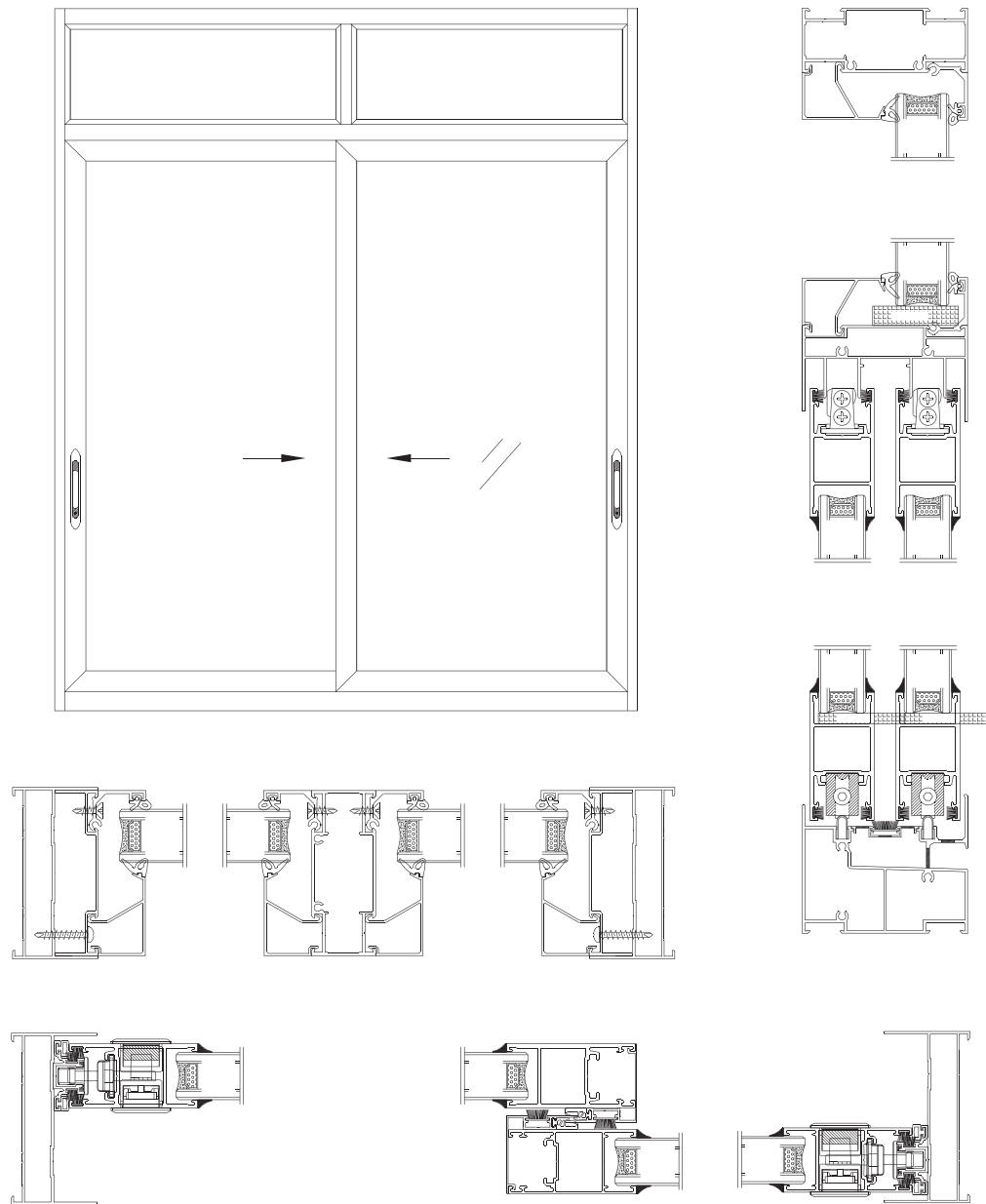


Lock Rod

## HARDWARE CONFIGURATION



*Simplicity The minimalist design concept eliminates unnecessary decorations and creates a peaceful and comfortable living space.*



SHOWCASE GRAPH

# 88-135 SERIES

THERMAL BREAK SLIDING DOOR(2 TRACKS)

## HIGH-PERFORMANCE DOORS AND WINDOWS

### Technical Parameters:

#### Profile thickness:

1.4mm

#### Size range:

Sash width 500mm-1400mm, Sash height 800mm-2500mm

#### Glass specification:

5mm+15A+5mm double clear tempered glass

#### Product function:


Sliding door Two tracks and two fans/Two tracks and four fans Three tracks with two panels and gauze/Three tracks with three panels /Three tracks with four panels and gauze/three tracks with six panels

#### Product advantage:

1. Doesn't take up indoor space, large pushing and pulling area, good ventilation and air permeability.
2. High-end slide structure, stable and smooth.
3. Match with high precision screen, better anti-mosquito effect.
4. Multi-scene adaptable, excellent practical function.



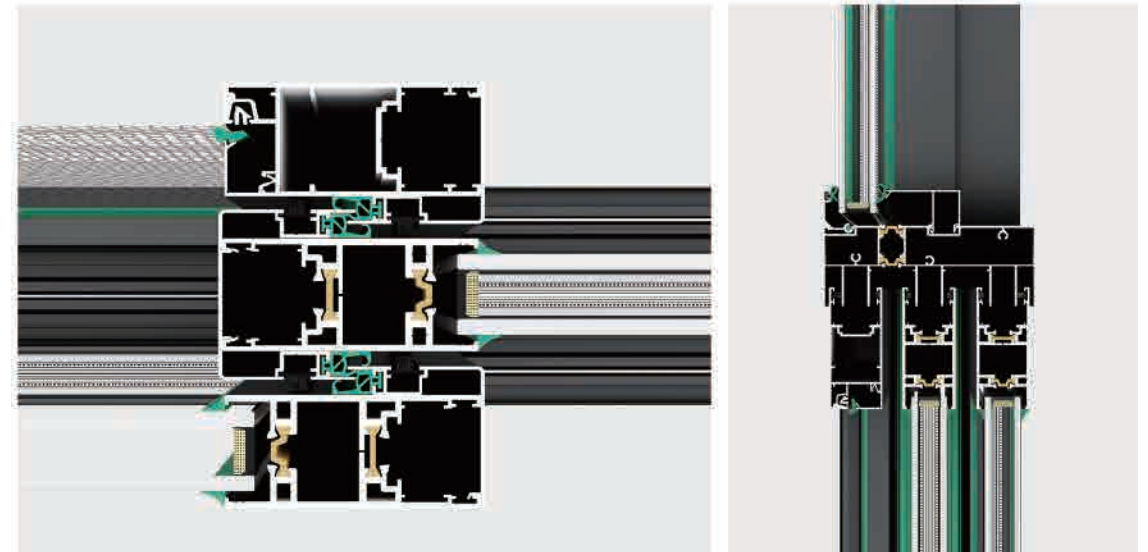
### PRODUCT ACCESSORIES



"1" Shaped Lock\Lower Wheels\  
Upper Wheels\Lock Block and Lock Set

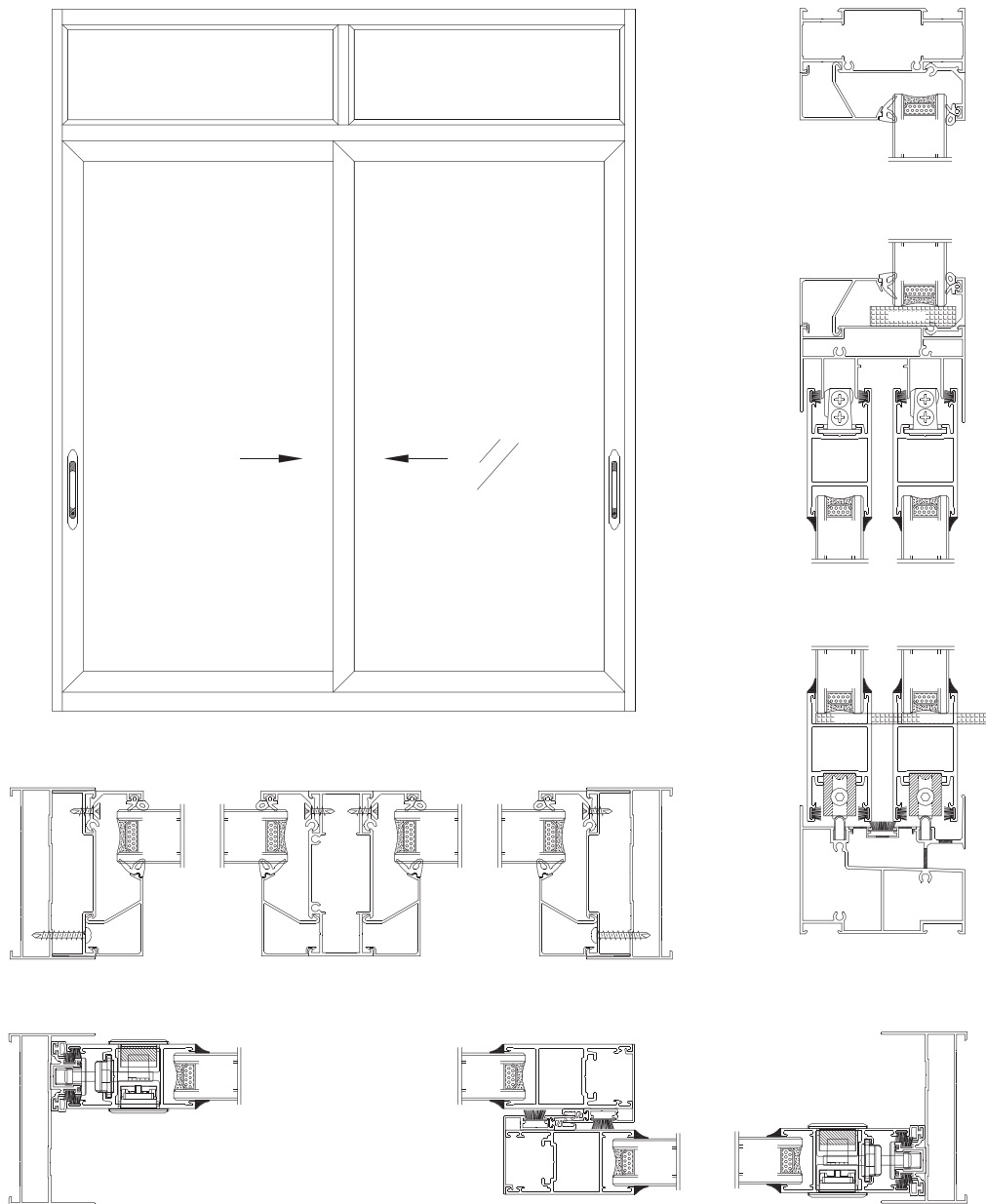


Lock Rod



## HARDWARE CONFIGURATION

*Simplicity The minimalist design concept eliminates unnecessary decorations and creates a peaceful and comfortable living space.*



SHOWCASE GRAPH

## Technical Parameters:

### Profile thickness:

2.0mm

### Size range:

Sash width 500mm-950mm, Sash height 1200mm-3500mm

### Glass specification:

5mm+20A+5mm double clear tempered glass

### Heat insulation strip:

14.8mm

### Product function:

Sliding door Two tracks and two fans/Two tracks and four fans Three tracks with two panels and gauze/Three tracks with three panels /Three tracks with four panels and gauze/three tracks with six panels

### Product advantage:

1. Multi-folding design with oversized opening, provides a clear and wide view.
2. It is equipped with an anti-pinch design for safety and reliability.
3. This series can be partially opened or fully expanded as needed for versatile and flexible adjustments.
4. When closed it provides effective sound insulation and sealing performance.


## PRODUCT ACCESSORIES




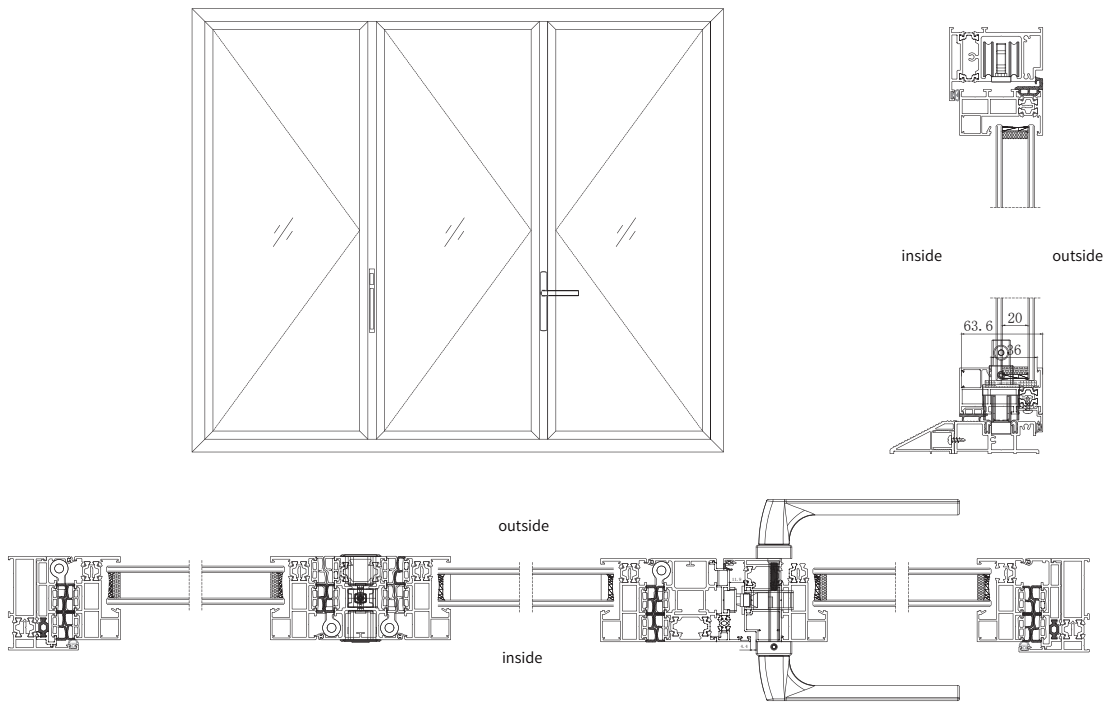
Pull Handle

"1" Shaped Lock, Lower Wheels

## HARDWARE CONFIGURATION



*Simplicity The minimalist design concept eliminates unnecessary decorations and creates a peaceful and comfortable living space.*



SHOWCASE GRAPH

**Technical Parameters:**

**Profile thickness:**

2.0mm

**Size range:**

Sash width 500mm-850mm, Sash height 800mm-2800mm

**Glass specification:**

5mm+27A+5mm double clear tempered glass

**Product function:**

Folding door Odd number fold +0/Odd number fold + odd number fold/even number +0/Even number + even number

**Product advantage:**

1. Multi-folding design with oversized opening, provides a clear and wide view.
2. It is equipped with an anti-pinch design for safety and reliability.
3. This series can be partially opened or fully expanded as needed for versatile and flexible adjustments.
4. When closed it provides effective sound insulation and sealing performance.
5. It is available in both inside and outside folding options to fit more spaces.



**PRODUCT ACCESSORIES**




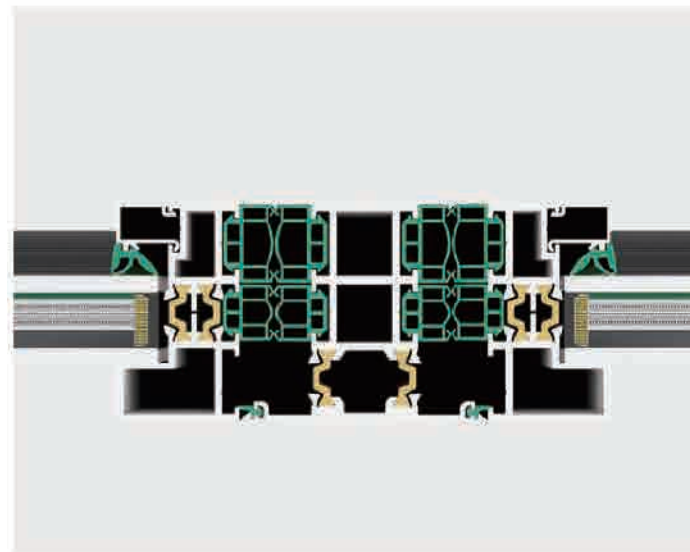
Lock Cylinder with Keys \  
Lock Set \ Pull Handle



Wheels \ Driver \ Bolt \ Hinges

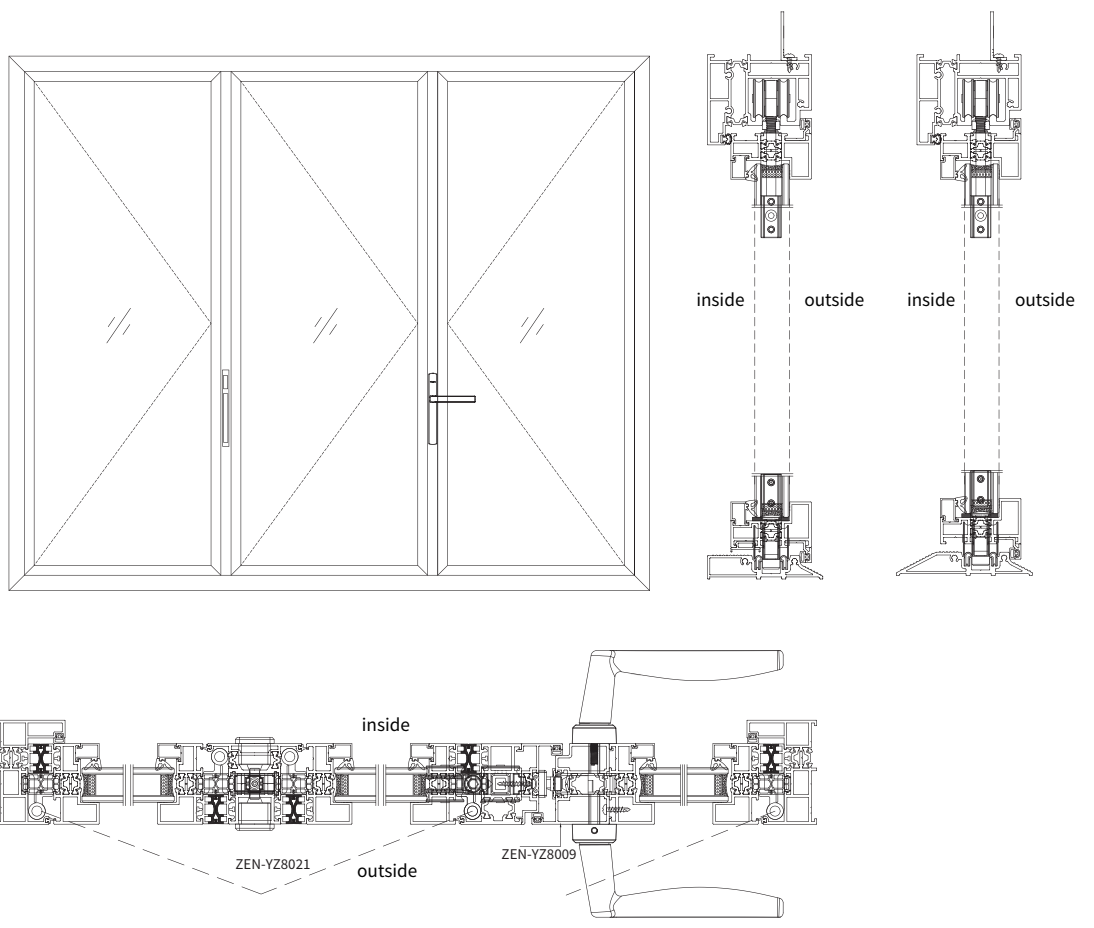


Door Handle



**HARDWARE CONFIGURATION**

*Simplicity The minimalist design concept eliminates unnecessary decorations and creates a peaceful and comfortable living space.*



SHOWCASE GRAPH

**Technical Parameters:**

**Profile thickness:**

2.0mm

**Size range:**

Sash width 500mm-850mm, Sash height 700mm-2800mm

**Glass specification:**

5mm+27A+5mm double clear tempered glass

**Product function:**

Folding door Odd number fold +0/Odd number fold + odd number fold/even number +0/Even number + even number

**Product advantage:**

1. Multi-folding design with oversized opening, provides a clear and wide view.
2. It is equipped with an anti-pinch design for safety and reliability.
3. This series can be partially opened or fully expanded as needed for versatile and flexible adjustments.
4. When closed it provides effective sound insulation and sealing performance.
5. It is available in both inside and outside folding options to fit more spaces




**PRODUCT ACCESSORIES**



Upper Wheels, Lower Wheels

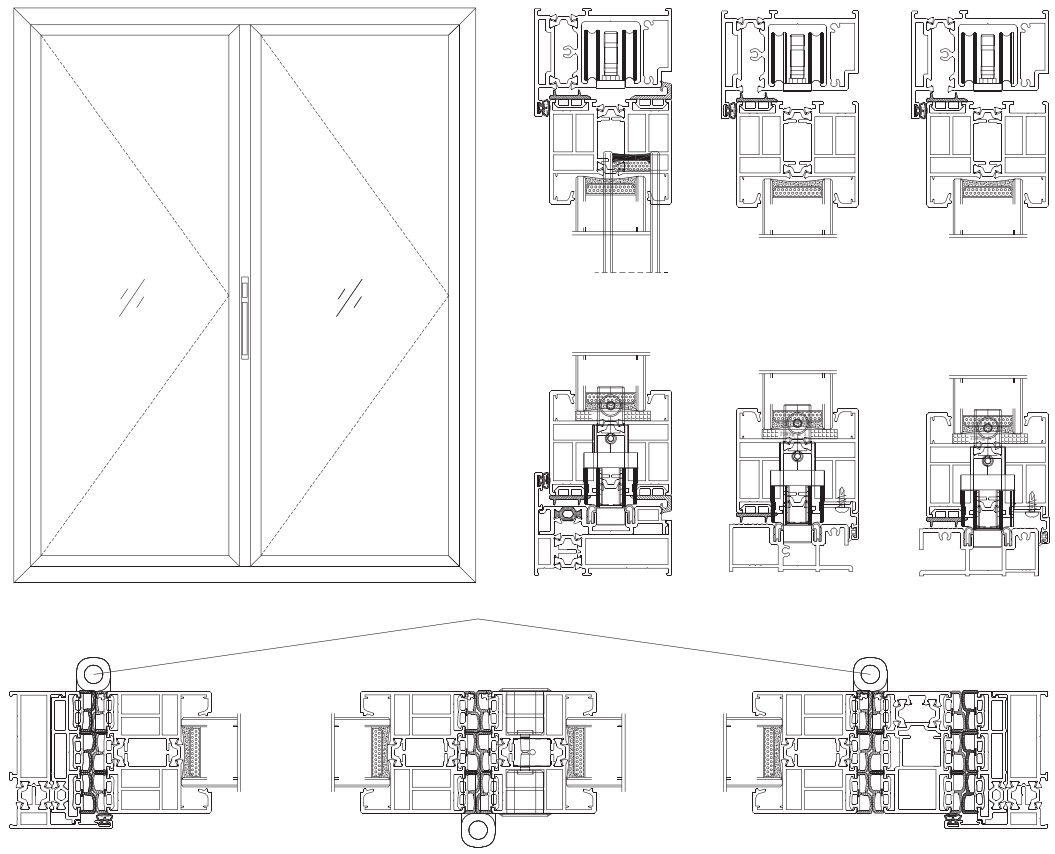


Multi-point lock body\Hinges\Driver\  
Lock Cylinder\Upper and Lower Bolts



**HARDWARE CONFIGURATION**

*Simplicity The minimalist design concept eliminates unnecessary decorations and creates a peaceful and comfortable living space.*



SHOWCASE GRAPH

**Technical Parameters:**

**Profile thickness:**

2.0mm

**Size range:**

Sash width 500mm-950mm, Sash height 1200mm-3500mm

**Glass specification:**

5mm+27A+5mm double clear tempered glass

**Heat insulation strip:**

24mm

**Product function:**

Folding door Odd number fold +0/Odd number fold + odd number fold/even number +0/Even number + even number

**Product advantage:**

1. Folding design, 100% full opening, effective space saving, more open view.
2. It adopts tempered hollow glass design, which effectively reduces noise and achieves the best sound insulation effect.
3. It is equipped with high-quality sliding rails, folds easily and smoothly, and is durable.
4. Door hinge are flexible and can be customized according to needs.





**PRODUCT ACCESSORIES**



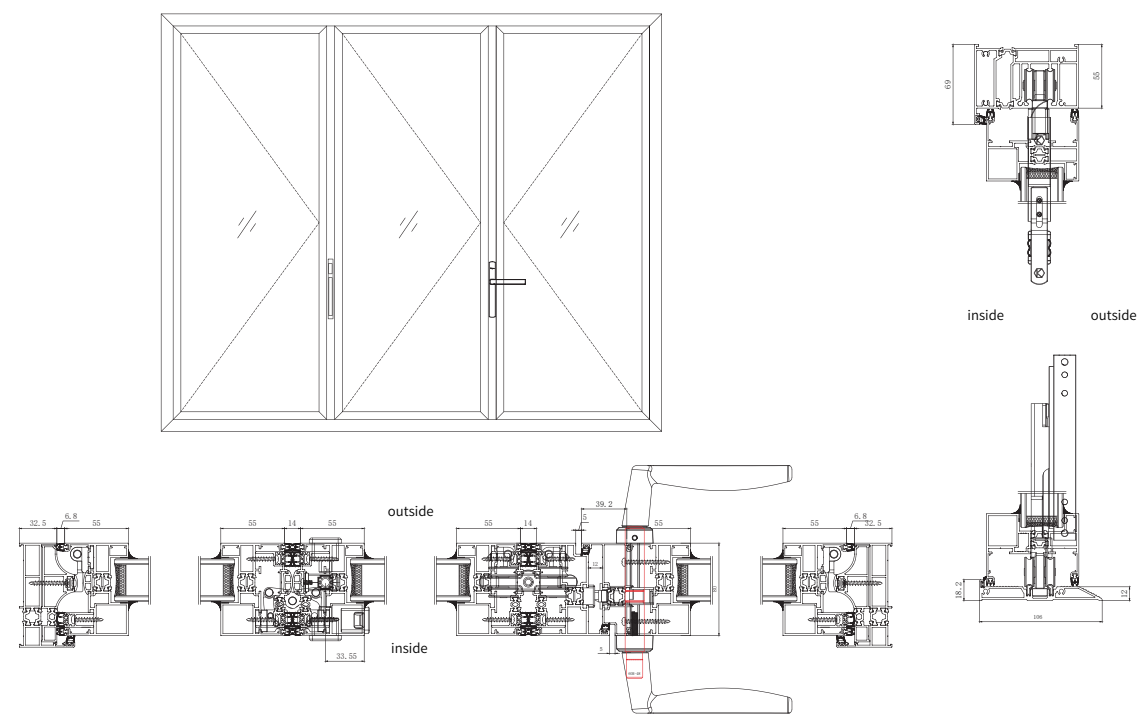
Hinges\ Invisible Handle\ Driver\  
Upper and Lower Wheels\Upper and Lower Bolts

Door Handle \Lock Cylinder with Keys \  
Multi-point lock body



**HARDWARE CONFIGURATION**

*Simplicity The minimalist design concept eliminates unnecessary decorations and creates a peaceful and comfortable living space.*



SHOWCASE GRAPH

**Technical Parameters:**

**Profile thickness:**

2.0mm

**Size range:**

Sash width 500mm-1400mm, Sash height 500mm-800mm

**Glass specification:**

5mm+20A+5mm double clear tempered glass

**Heat insulation strip:**

20mm

**Product function:**

Folding window Even numbers are multiplied by +0Even number fold + even number fold Even number fold + odd number fold

**Product advantage:**

1. Left and right can be freely folded, larger opening angle, better viewing and ventilation effect.
2. Roller screens can be selected to meet the needs of mosquito protection and glare blocking.
3. Thermally broken sliding doors offer superior thermal insulation, and can reach more energy-saving and environmental protection.
4. Outer flat frame design drives no water and dust accumulation.



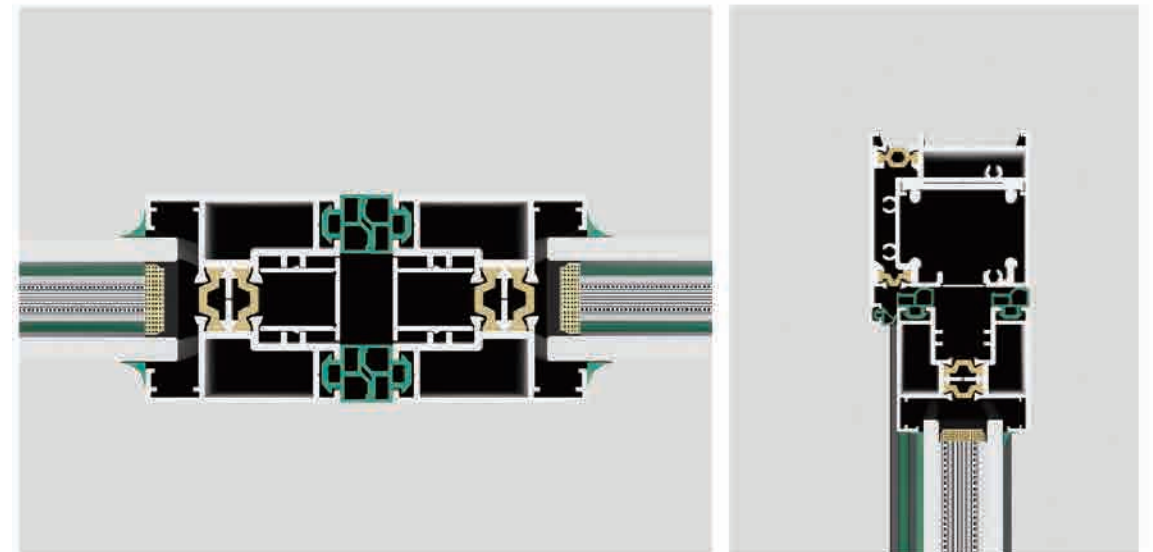
**PRODUCT ACCESSORIES**




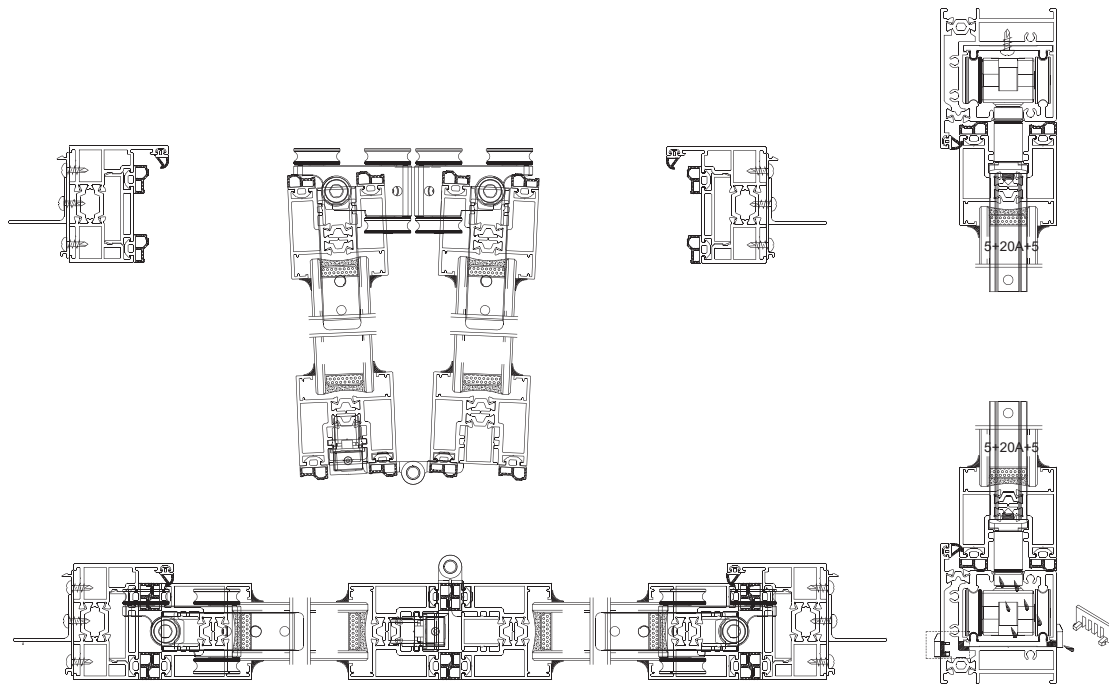
Hinges\Pulling Hinges\Square Axle

Transmission Box\Hanging Wheels\Handle\  
Hinges\Upper and Lower Bolts

**HARDWARE CONFIGURATION**



*Simplicity The minimalist design concept eliminates unnecessary decorations and creates a peaceful and comfortable living space.*



SHOWCASE GRAPH

## Technical Parameters:

### Profile thickness:

1.2mm

### Glass specification:

5mm+9A+5mm double clear tempered glass

### Product function:

Fold up

### Product advantage:

1. Small wall occupation design, meets the needs of more thin wall thickness .
2. Roller screens can be selected to meet the needs of mosquito protection and glare blocking.
3. Upper and lower folding opening design has a larger opening angle for better viewing and ventilation.
4. That this series is made of 6063 profiles, which has high quality, and is strong, durable, corrosion resistant.



## PRODUCT ACCESSORIES

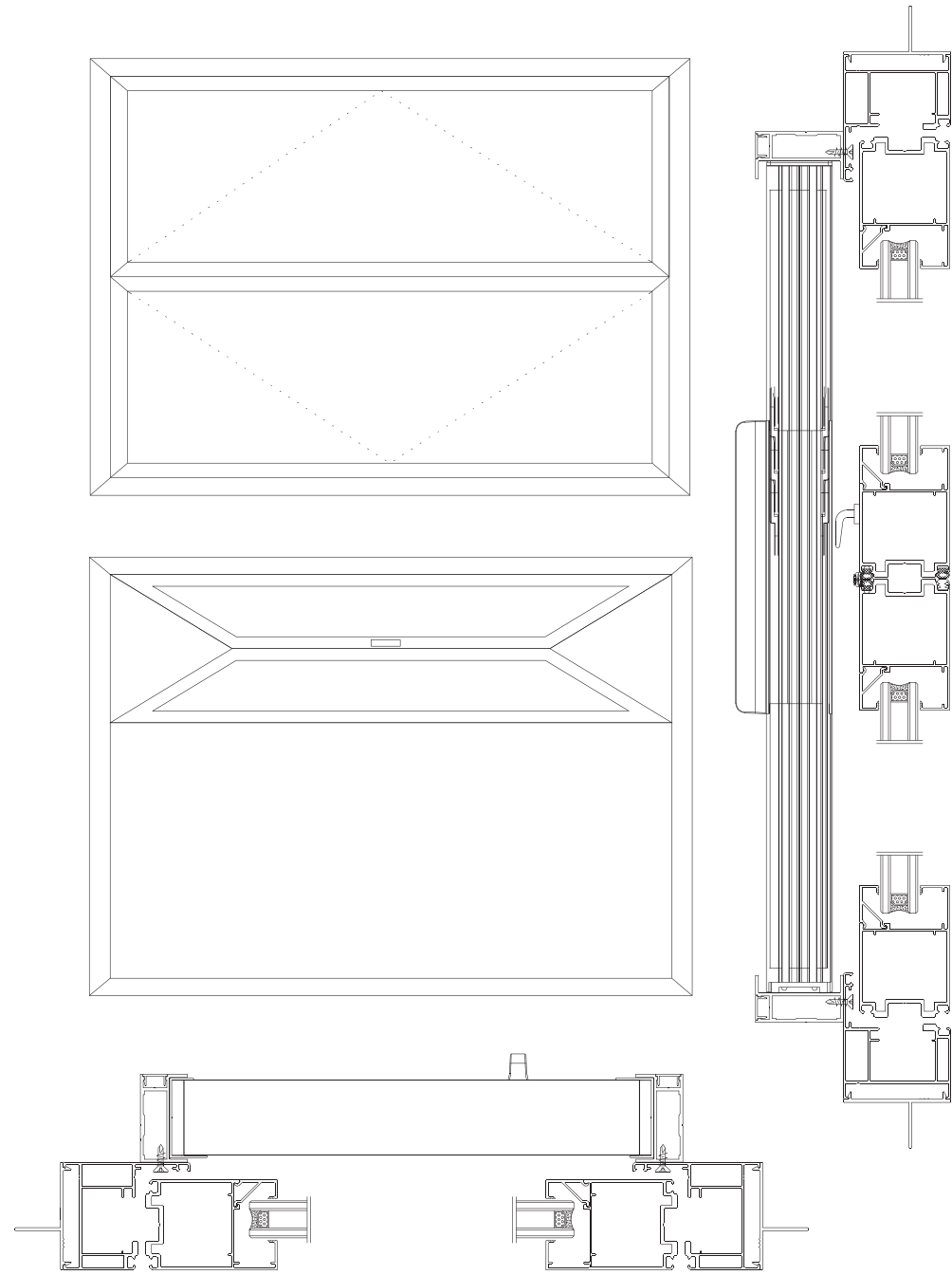


Handle\Driver\Spring Piece\Hinges\Pulling Hinges

## HARDWARE CONFIGURATION



*Simplicity The minimalist design concept eliminates unnecessary decorations and creates a peaceful and comfortable living space.*



SHOWCASE GRAPH

**Technical Parameters:**

**Profile thickness:**

1.4mm

**Size range:**

Sash width 400mm-1450mm, Sash height 400mm-1200mm

**Glass specification:**

5mm+15A+5mm double clear tempered glass

**Heat insulation strip:**

10mm

**Product function:**

Lift up and down

**Product advantage:**

1. TWhen in the closed state, the frame wraps the sash design will be more stable, have higher wind pressure resistance.
2. T Double-sided locking design for better sealing performance when closed.
3. TWhen opened, the lift-pull sash design does not take up space in the room and provides better ventilation




**PRODUCT ACCESSORIES**



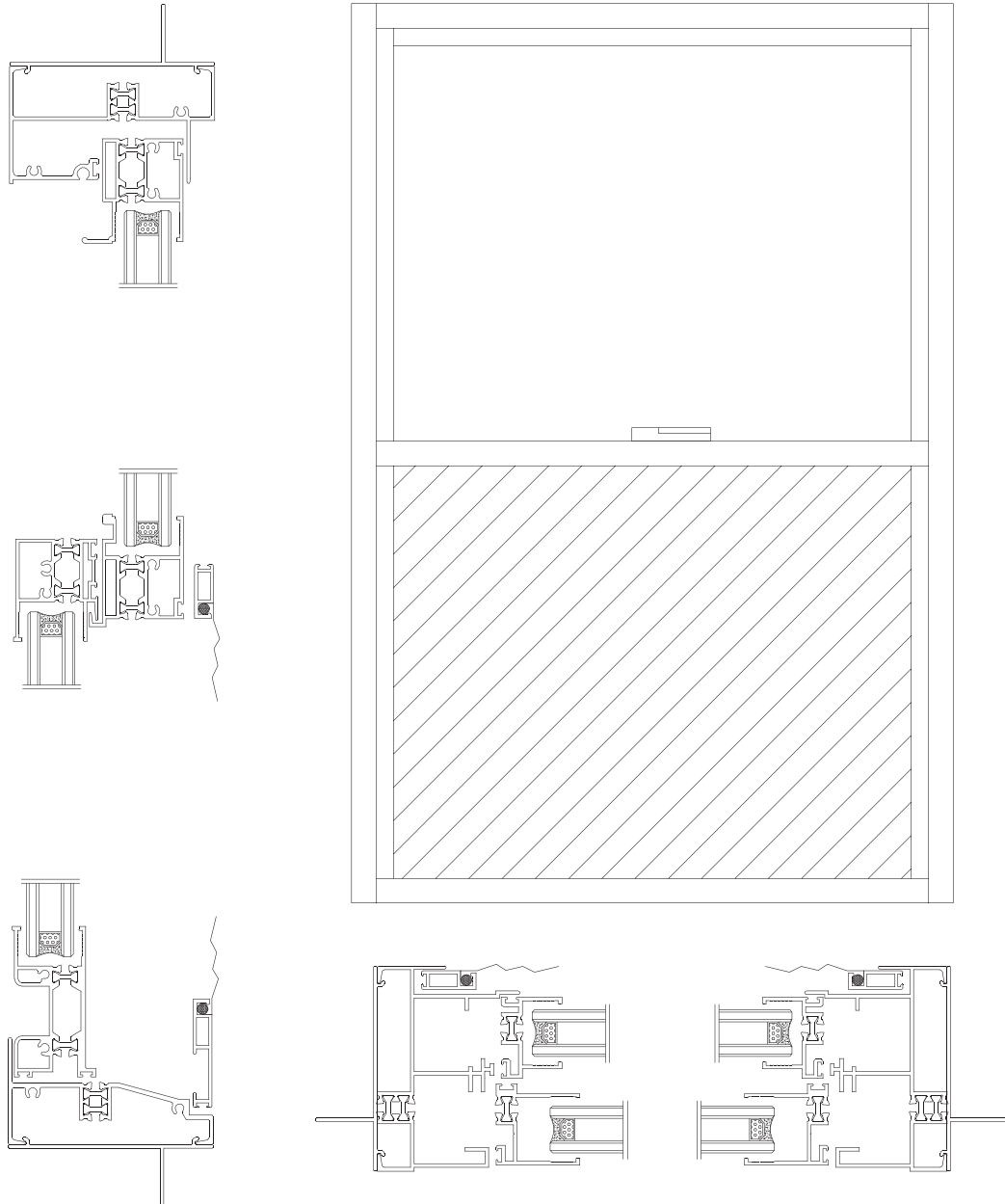


Spring Piece Little Pull Handle limiter

**HARDWARE CONFIGURATION**



*Simplicity The minimalist design concept eliminates unnecessary decorations and creates a peaceful and comfortable living space.*



SHOWCASE GRAPH

# 100 SERIES

## HIGH-PERFORMANCE DOORS AND WINDOWS

### Technical Parameters:

**Profile thickness:**

2.0mm

**Size range:**

Sash width 450mm-750mm, Sash height 750mm-1400mm

**Glass specification:**

6mm+12A+6mm double clear tempered glass

**Heat insulation strip:**

Non-thermal break

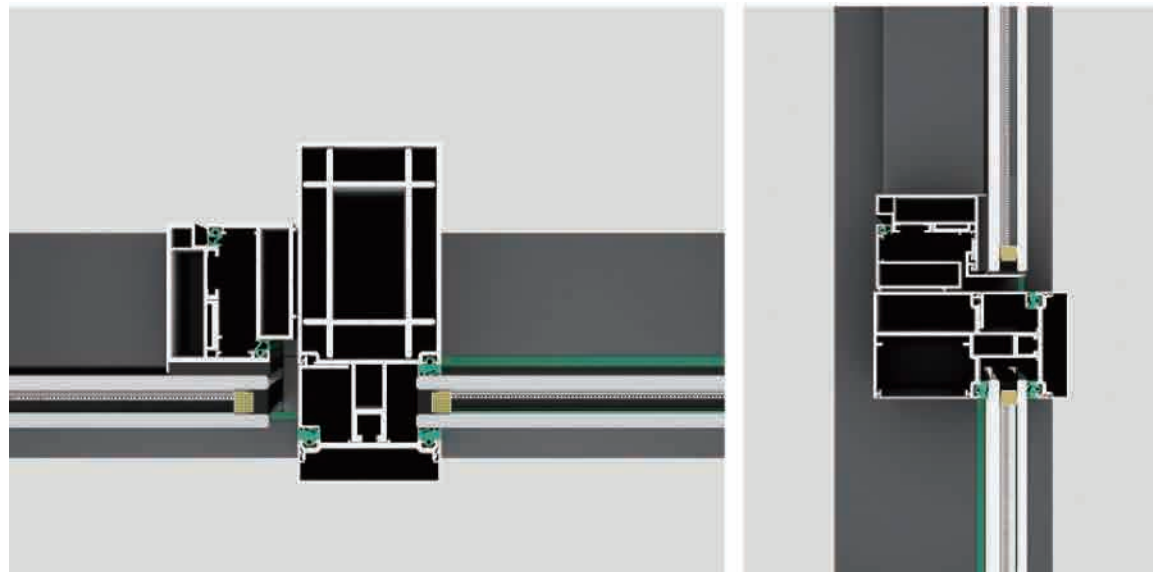
**Product function:**

Outward opening/Awning Window


**Product advantage:**

1. Open frame, hidden frame, semi-hidden frame design, can meet a variety of user needs.
2. That this series is made of 6063 profiles, which has high quality, and is strong, durable, corrosion resistant.
3. Standard 6+12+6 double-layer hollow tempered glass, is safer, more stable.
4. 2.0 wall thickness, load-bearing, wind pressure resistance is stronger.

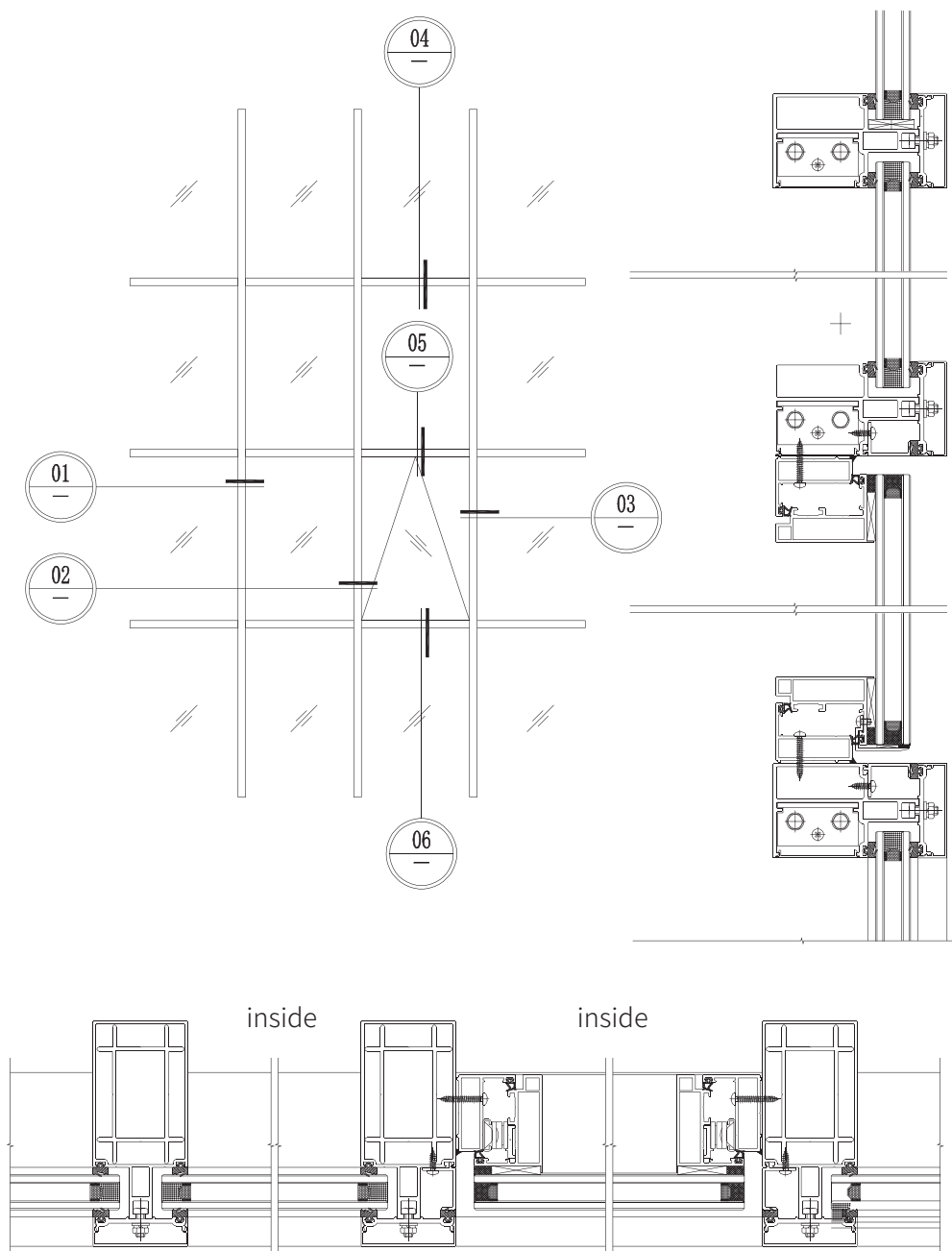
### PRODUCT ACCESSORIES



## HARDWARE CONFIGURATION



*Simplicity The minimalist design concept eliminates unnecessary decorations and creates a peaceful and comfortable living space.*



SHOWCASE GRAPH

# 120 SERIES

## HIGH-PERFORMANCE DOORS AND WINDOWS

### Technical Parameters:

**Profile thickness:**

3.0mm

**Size range:**

Sash width 450mm-750mm, Sash height 750mm-1400mm

**Glass specification:**

6mm+12A+6mm double clear tempered glass

**Heat insulation strip:**

Non-thermal break

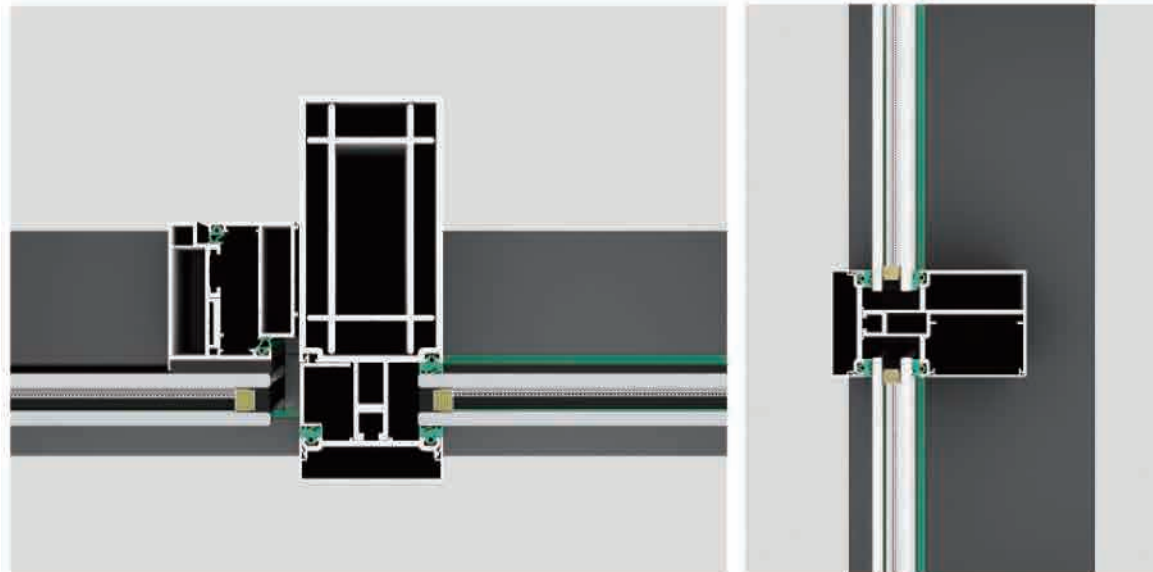
**Product function:**

Outward opening/Awning Window


**Product advantage:**

1. Open frame, hidden frame, semi-hidden frame design, can meet a variety of user needs.
2. That this series is made of 6063 profiles, which has high quality, and is strong, durable, corrosion resistant.
3. Standard 6+12+6 double-layer hollow tempered glass, is safer, more stable.
4. 3.0 wall thickness, load-bearing, wind pressure resistance is stronger.

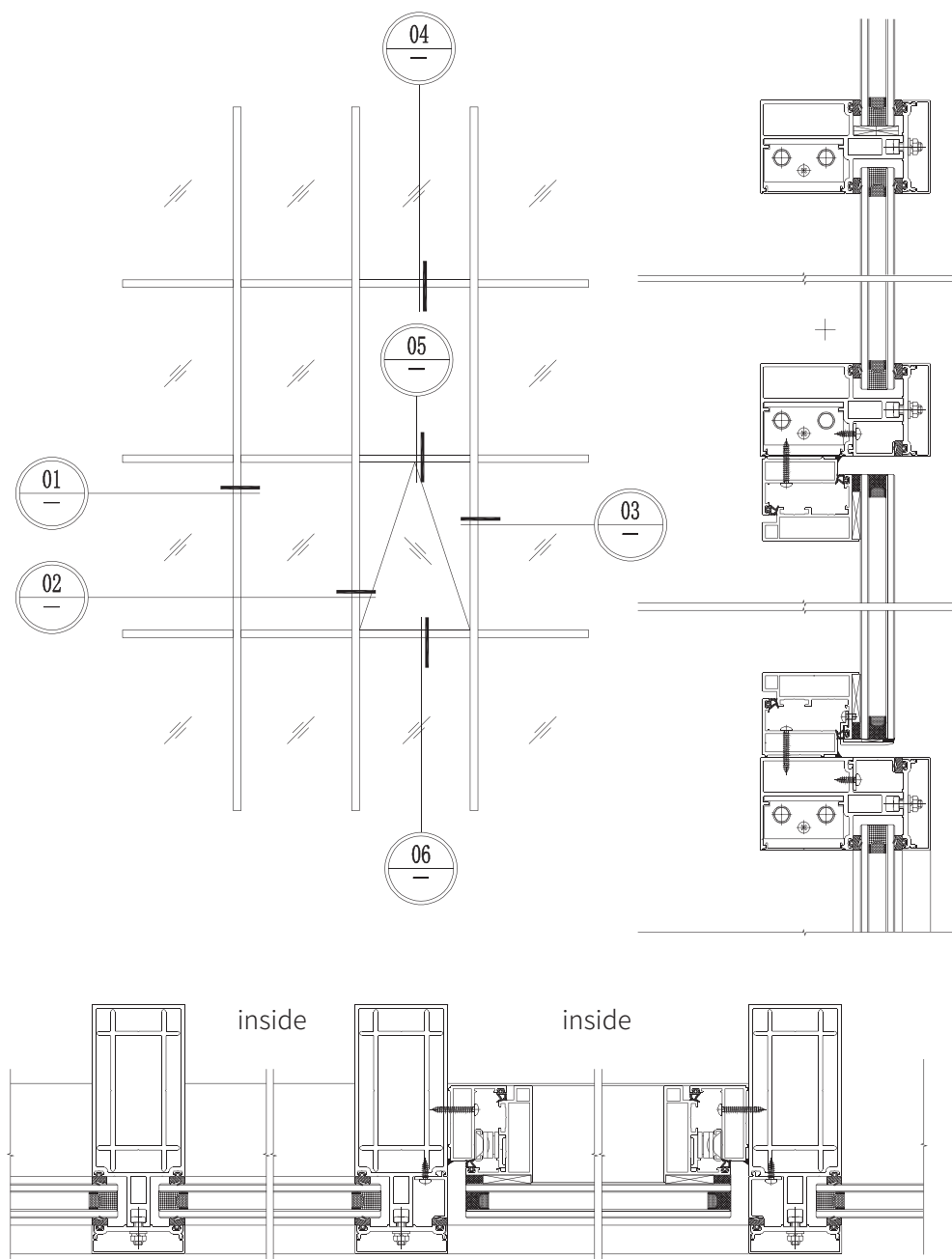
### PRODUCT ACCESSORIES



## HARDWARE CONFIGURATION



*Simplicity* The minimalist design concept eliminates unnecessary decorations and creates a peaceful and comfortable living space.



**SHOWCASE GRAPH**

# 140 SERIES

## HIGH-PERFORMANCE DOORS AND WINDOWS

### Technical Parameters:

#### Profile thickness:

3.0mm

#### Size range:

Sash width 450mm-750mm, Sash height 750mm-1400mm

#### Glass specification:

6mm+12A+6mm double clear tempered glass

#### Heat insulation strip:

Non-thermal break

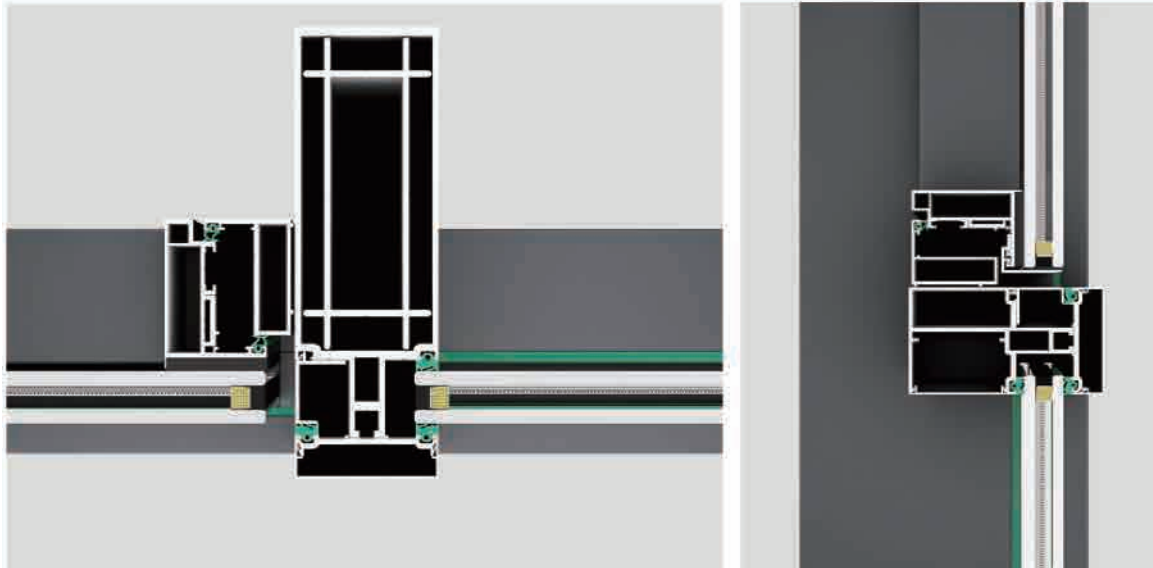
#### Product function:

Outward opening/Awning Window


#### Product advantage:

1. Open frame, hidden frame, semi-hidden frame design, can meet a variety of user needs.
2. That this series is made of 6063 profiles, which has high quality, and is strong, durable, corrosion resistant.
3. Standard 6+12+6 double-layer hollow tempered glass, is safer, more stable.
4. 3.0 wall thickness, load-bearing, wind pressure resistance is stronger.

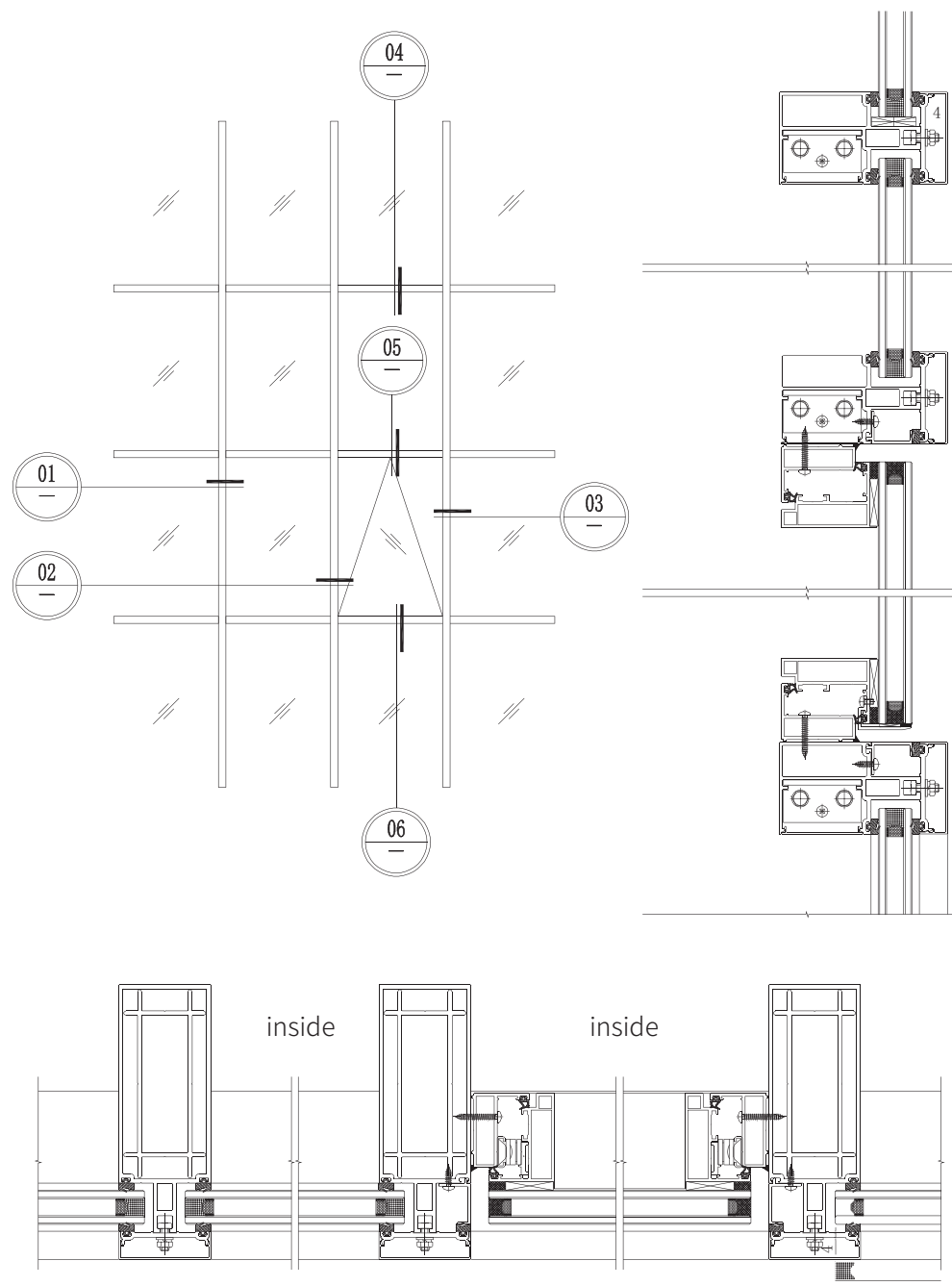
### PRODUCT ACCESSORIES



## HARDWARE CONFIGURATION



*Simplicity* The minimalist design concept eliminates unnecessary decorations and creates a peaceful and comfortable living space.



SHOWCASE GRAPH

# 180 SERIES

## HIGH-PERFORMANCE DOORS AND WINDOWS

### Technical Parameters:

#### Profile thickness:

3.0mm

#### Size range:

Sash width 450mm-750mm, Sash height 750mm-1400mm

#### Glass specification:

6mm+12A+6mm double clear tempered glass

#### Heat insulation strip:

Non-thermal break


#### Product function:

Outward opening/Awning Window


#### Product advantage:

1. Open frame, hidden frame, semi-hidden frame design, can meet a variety of user needs.
2. That this series is made of 6063 profiles, which has high quality, and is strong, durable, corrosion resistant.
3. Standard 6+12+6 double-layer hollow tempered glass, is safer, more stable.
4. 3.0 wall thickness, load-bearing, wind pressure resistance is stronger.

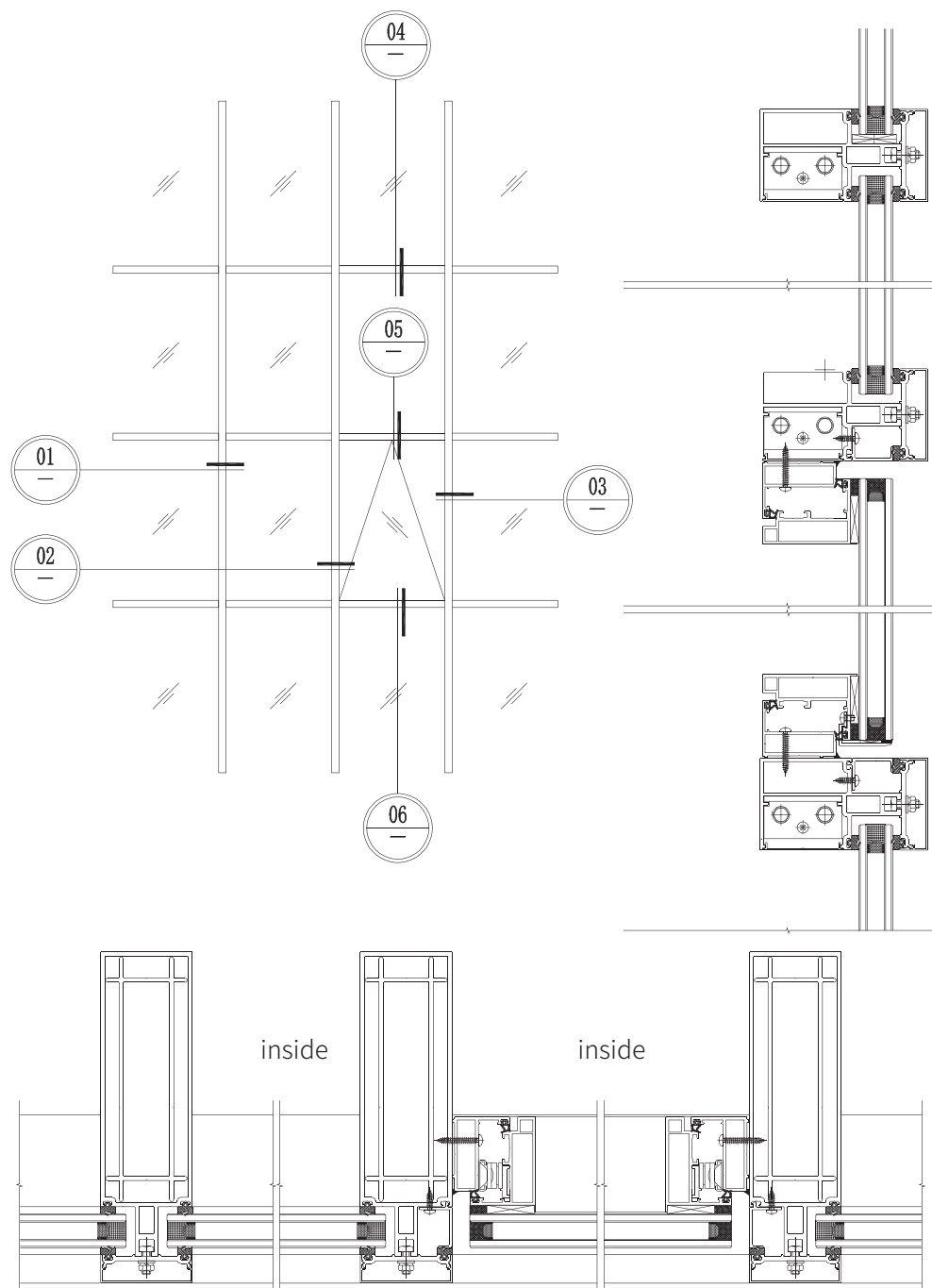
### PRODUCT ACCESSORIES



## HARDWARE CONFIGURATION



*Simplicity The minimalist design concept eliminates unnecessary decorations and creates a peaceful and comfortable living space.*



SHOWCASE GRAPH

## Technical Parameters:

### Profile thickness:

2.2mm

### Size range:

Sash width 400mm-1200mm, Sash height 1500mm-2800mm

### Glass specification:

5mm+15A+5mm double clear tempered glass

### Product function:

Outward opening door, inward opening door, single opening door, double opening door

### Product advantage:

1. the use of high-strength aluminum alloy, high corrosion resistance and wind pressure resistance.
2. the appearance design is fashionable and simple, in line with the image needs of various commercial places.
3. automatic rebound closing function design, convenient for customers to enter and exit.
4. effectively isolate dust and rain, keep the room clean.



## PRODUCT ACCESSORIES



Horizontal handle



Vertical handle



Safety Chain




Accessories of Floor Spring



Floor Spring

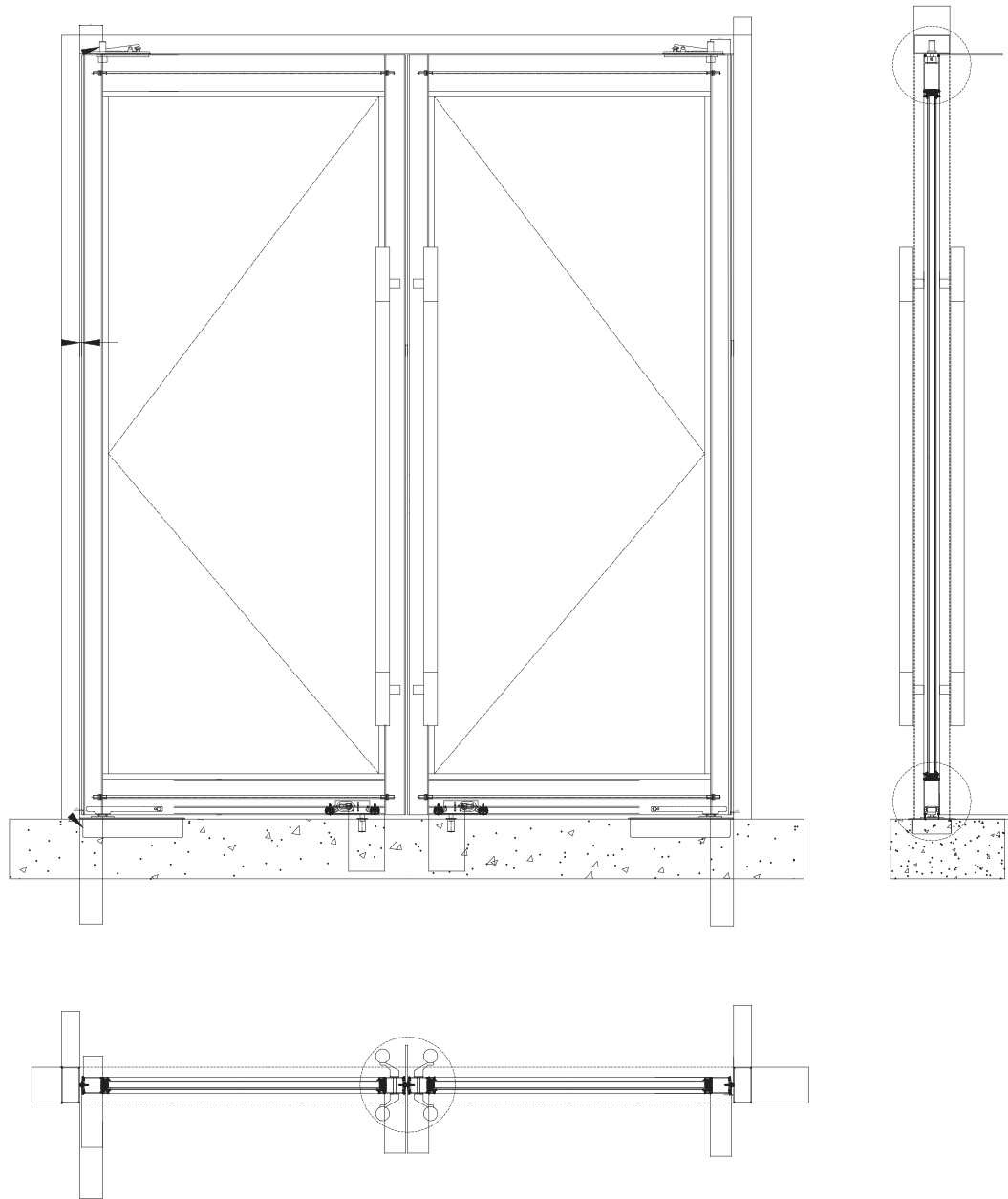


Limiter



## HARDWARE CONFIGURATION

*Simplicity The minimalist design concept eliminates unnecessary decorations and creates a peaceful and comfortable living space.*



SHOWCASE GRAPH

**Technical Parameters:**

**Profile thickness:**

2.2mm

**Size range:**

Sash width 400mm-1200mm, Sash height 1500mm-2800mm

**Glass specification:**

5mm+15A+5mm double clear tempered glass

**Product function:**

Outward opening door, inward opening door, single opening door, double opening door

**Product advantage:**

1. the use of high-strength aluminum alloy, high corrosion resistance and wind pressure resistance.
2. the appearance design is fashionable and simple, in line with the image needs of various commercial places.
3. automatic rebound closing function design, convenient for customers to enter and exit.
4. effectively isolate dust and rain, keep the room clean.




**PRODUCT ACCESSORIES**



Horizontal handle



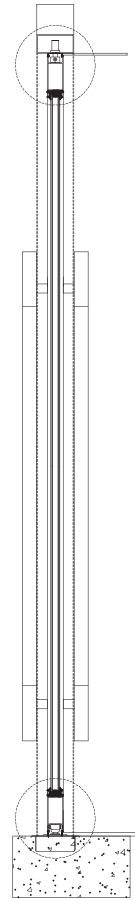
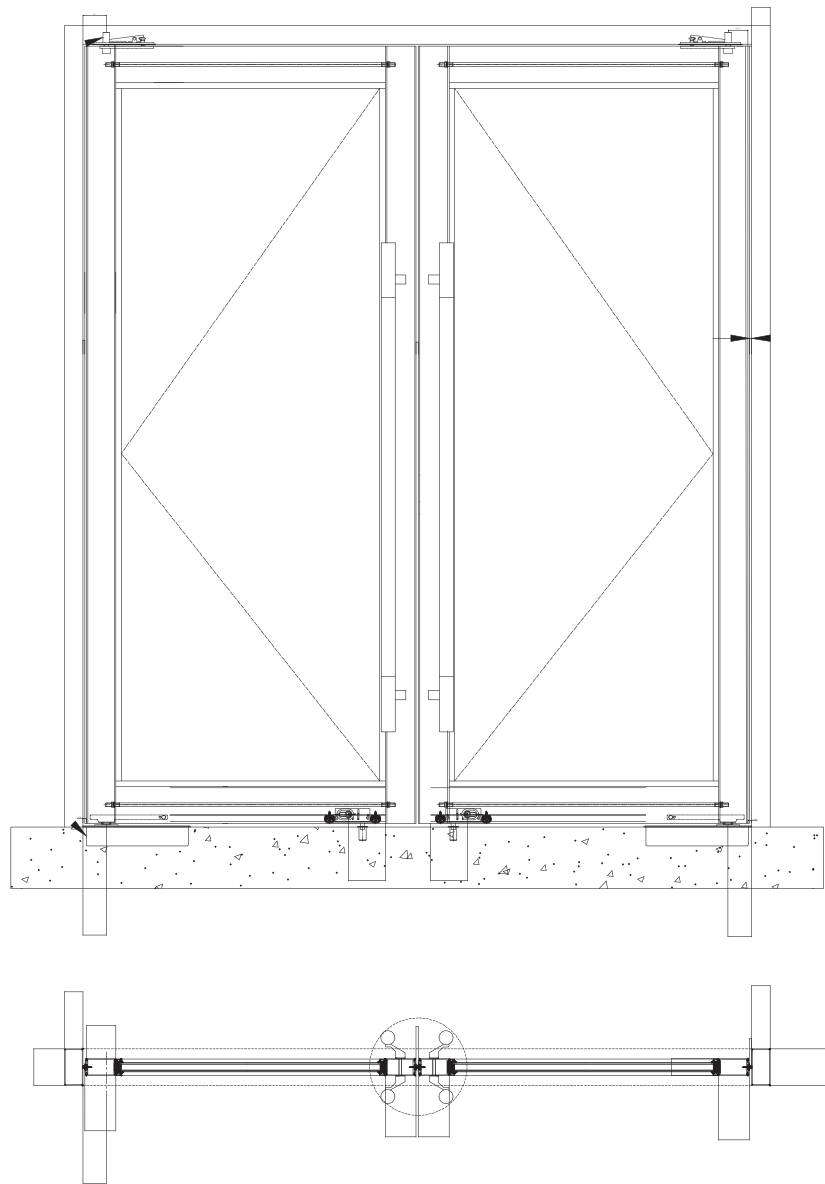
Vertical handle

Safety Chain



**HARDWARE CONFIGURATION**

*Simplicity The minimalist design concept eliminates unnecessary decorations and creates a peaceful and comfortable living space.*



SHOWCASE GRAPH

# FIXED SKYLIGHT

### Technical Parameters:

#### Profile thickness:

1.5mm

#### Size range:

Sash width 500mm-1500mm, Sash height 500mm-1500mm

#### Glass specification:

5mm+27A+5mm double clear tempered glass

#### Product function:

Fixed window

#### Product advantage:

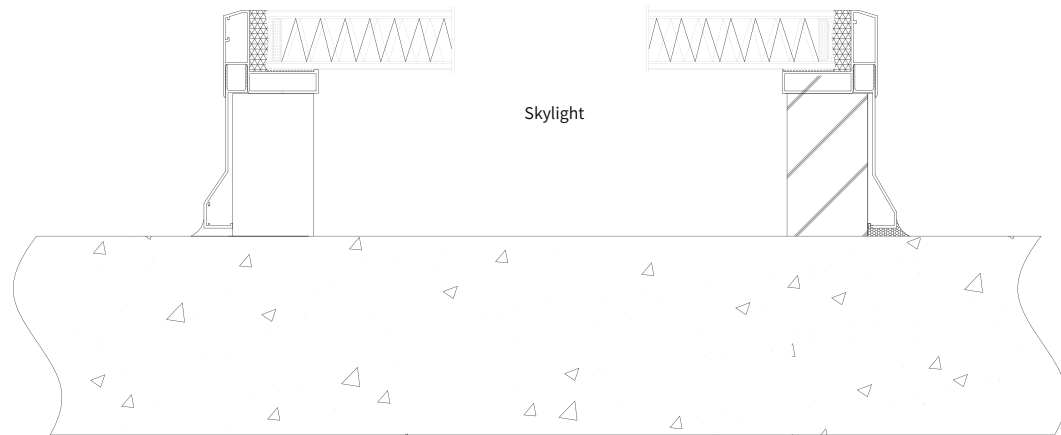
1. That this series is made of 6063 profiles, which has high quality, and is strong, durable, corrosion resistant.
2. 5+27A+5 double-layer hollow tempered glass, its transmission performance is better, more safe and stable.
3. 27A large hollow design, its sound insulation and heat insulation performance is better.
4. Outer flat frame design drives no water and dust accumulation.

### PRODUCT ACCESSORIES



## HARDWARE CONFIGURATION

*Simplicity* The minimalist design concept eliminates unnecessary decorations and creates a peaceful and comfortable living space.



SHOWCASE GRAPH

# ELECTRIC SKYLIGHT

## HIGH-PERFORMANCE DOORS AND WINDOWS

### Technical Parameters:

**Profile thickness:**

1.5mm

**Size range:**

Sash width 600mm-1500mm, Sash height 500mm-1000mm

**Glass specification:**

5mm+27A+5mm double clear tempered glass

**Product function:**

Open flat

**Product advantage:**

1. Laminated hollow glass can be selected, and its sound insulation and heat insulation effect is better.
2. PVB laminated technology, has high efficiency UV isolation, while enhancing the impact resistance shock absorption function, effectively isolate the danger of falling objects.
3. Two rubber strips in the opening position, effectively prevent rainwater intrusion, and has better sealing effect.




### PRODUCT ACCESSORIES



Motor

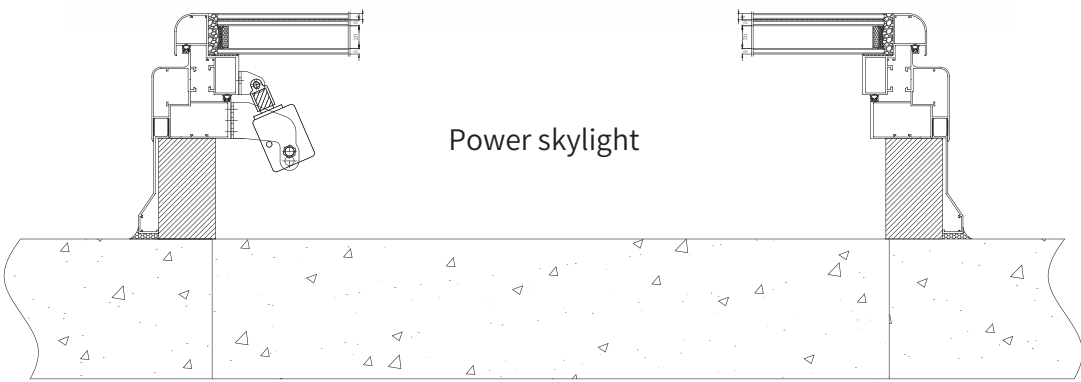


Remote



## HARDWARE CONFIGURATION

*Simplicity The minimalist design concept eliminates unnecessary decorations and creates a peaceful and comfortable living space.*



SHOWCASE GRAPH

### Technical Parameters:

**Profile thickness:**

1.4mm

**Size range:**

Sash width 600mm-850mm, Sash height 500mm-2400mm

**Glass specification:**

8mm Single layer tempered oil sand glass

**Product function:**


Swing door

**Product advantage:**

1. Adopting 6063 profile, which has high quality, is sturdy and durable, and has good corrosion resistance.
2. Adopting invisible flat hinges, which is simple one-piece design, look fashionable and beautiful.
3. Narrow bezel design fills every corner with a sense of luxury.

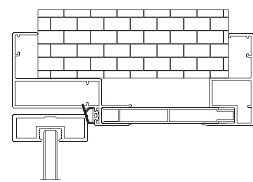
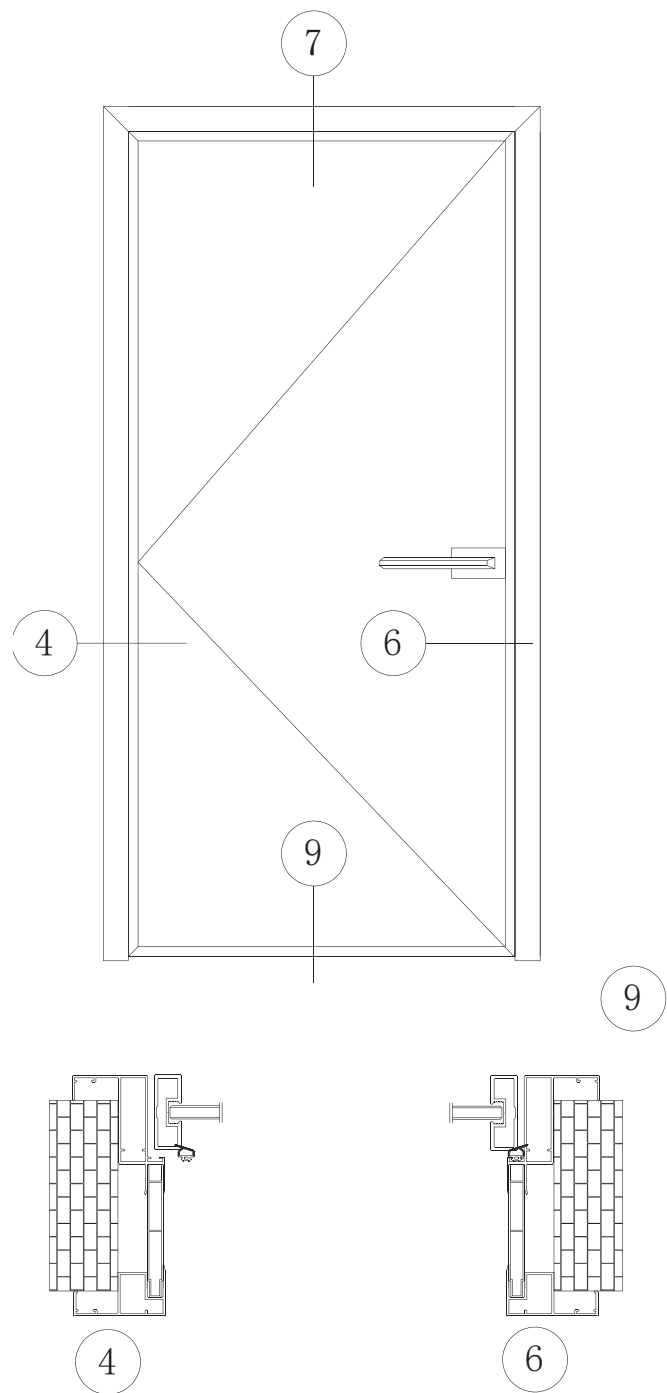


### PRODUCT ACCESSORIES



## HARDWARE CONFIGURATION

*Simplicity The minimalist design concept eliminates unnecessary decorations and creates a peaceful and comfortable living space.*



SHOWCASE GRAPH

### Technical Parameters:

**Profile thickness:**

1.4mm

**Size range:**

Sash width 600mm-850mm, Sash height 500mm-2400mm

**Glass specification:**

4mm+15A+4mm double clear tempered glass

**Product function:**

Sliding door Two/three/four/six

**Product advantage:**

1. Adopting 6063 profile, high quality, sturdy and durable, corrosion resistance.
2. Adopt stainless steel hinges, no rust and oxidation resistance, strong load-bearing capacity.
3. Smooth frame and fan surface, fresh and elegant, green and environmental protection.
4. Can be made of lattice, craft glass and other styles with home style.



### PRODUCT ACCESSORIES

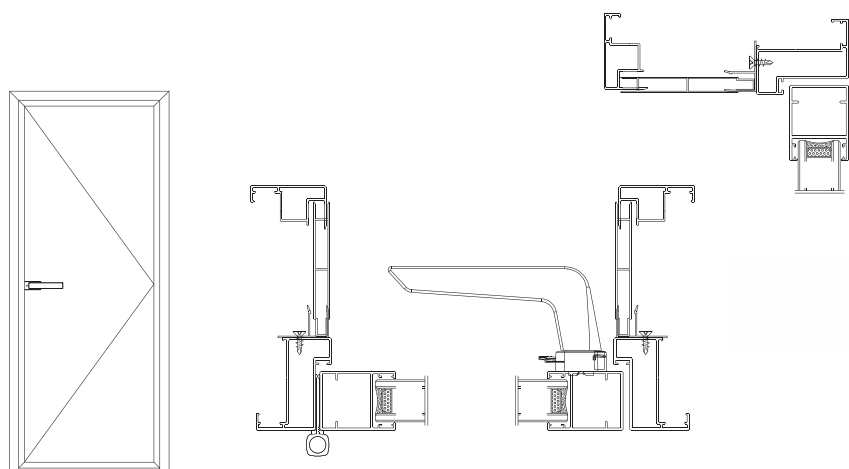
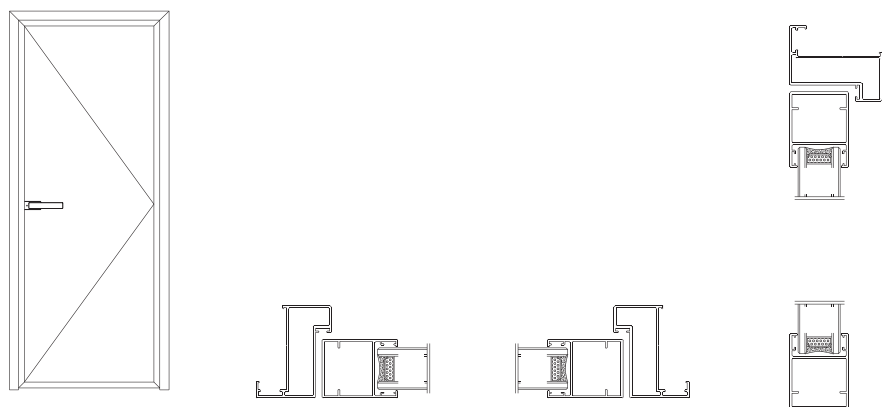
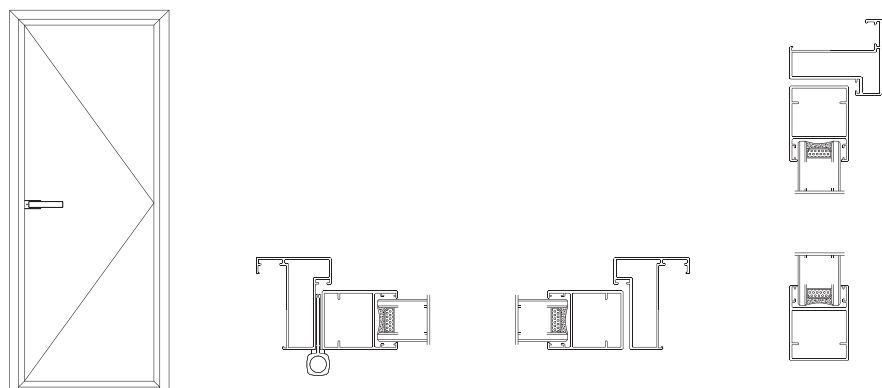


Visible Hinges/Door Handle



## HARDWARE CONFIGURATION

*Simplicity The minimalist design concept eliminates unnecessary decorations and creates a peaceful and comfortable living space.*



SHOWCASE GRAPH

## Technical Parameters:

### Profile thickness:

1.4mm

### Size range:

Sash width 600mm-850mm, Sash height 500mm-2400mm

### Glass specification:

8mm Single layer tempered oil sand glass

### Product function:

Sliding door Two/three/four/six

### Product advantage:

1. Appearance of product is elegant and generous.
2. Embedded structure design has better air and water tightness.
3. Extremely narrow design highlights modern fashion trends.
4. The door saves space and is easy to clean and maintain.
5. Column-free corner design can be selected to eliminate visual obstacles and allow for a more open and airy space.

## PRODUCT ACCESSORIES



Linkage components 2



Hanging Wheels



"1" Shaped Pull Handle, Circle Pull Handle



buffers



Hanging Wheels 3



Linkage components



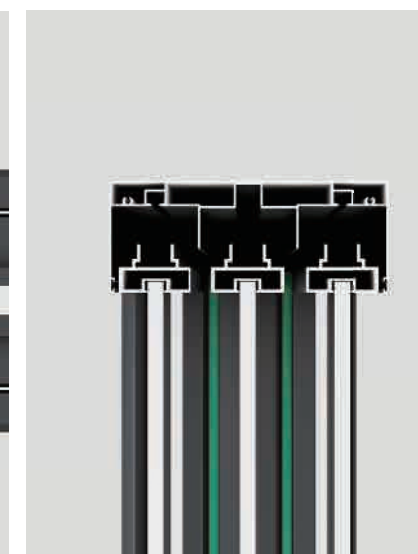

"回" Shaped Pull Handle



Hanging Wheels 2


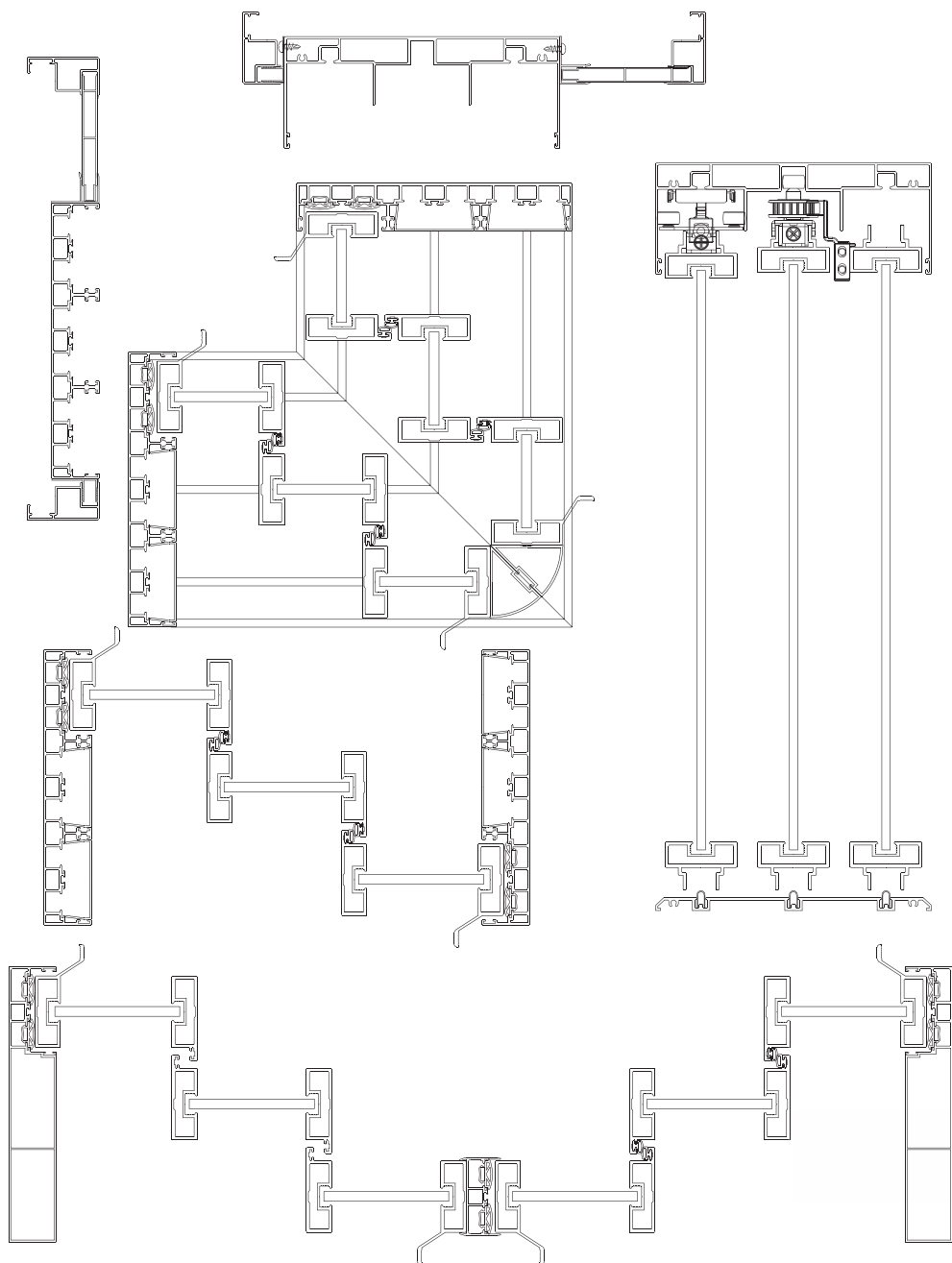


Upper Anti-Swing Wheels



## HARDWARE CONFIGURATION

*Simplicity The minimalist design concept eliminates unnecessary decorations and creates a peaceful and comfortable living space.*



SHOWCASE GRAPH

# 4535 SERIES

SLIDING DOOR

## HIGH-PERFORMANCE DOORS AND WINDOWS

### Technical Parameters:

**Profile thickness:**

1.4mm

**Size range:**

Sash width 600mm-850mm, Sash height 500mm-2400mm

**Glass specification:**

4mm+15A+4mm double clear tempered glass

**Product function:**

Sliding door Two/three/four/six

**Product advantage:**

1. The product appearance design is fashionable and simple, outstanding value.
2. Adopting stainless steel axis, carbon fiber pulley, push and pull 100,000 times without failure.
3. Medium and narrow design, the sense of the times and stability highlights the low-profile.
4. Can be made of lattice strips, craft glass and other styles with home style.

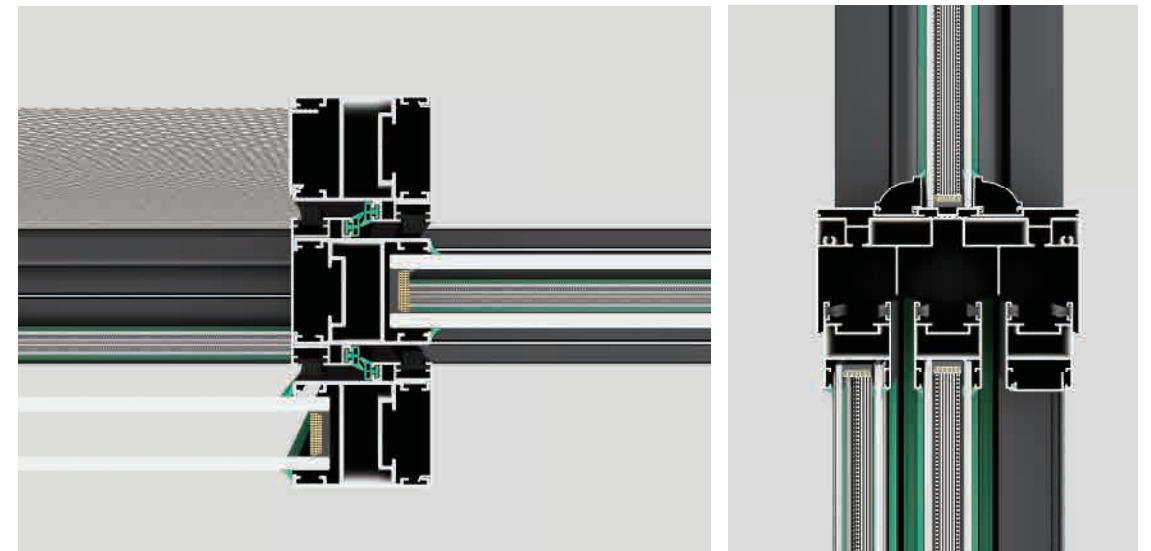


### PRODUCT ACCESSORIES


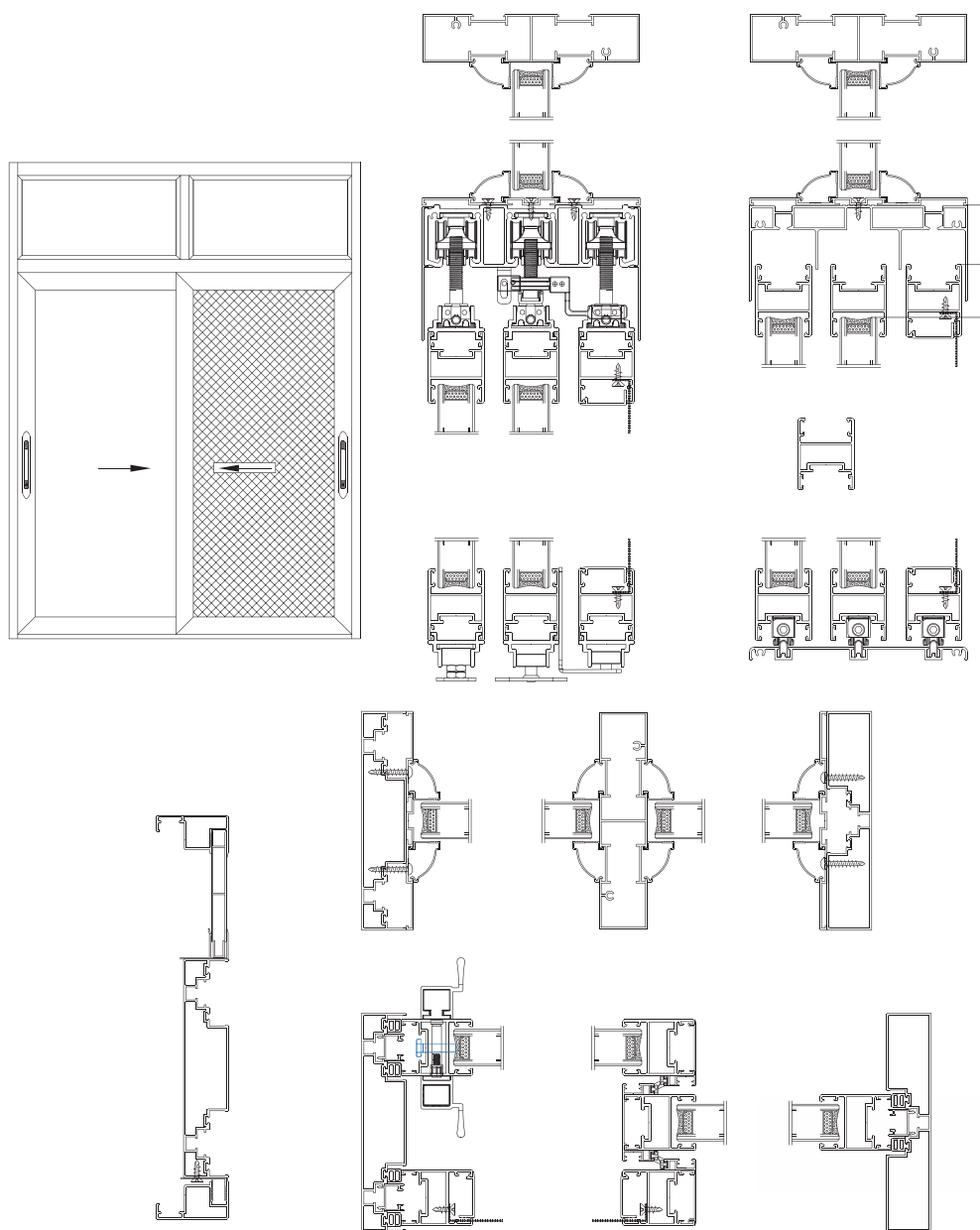


Lock, Upper Wheels, Lower Wheels

## HARDWARE CONFIGURATION



*Simplicity The minimalist design concept eliminates unnecessary decorations and creates a peaceful and comfortable living space.*



SHOWCASE GRAPH

# PANORAMIC TWO-TRACK THERMAL BREAK SLIDING DOOR

# HIGH-PERFORMANCE DOORS AND WINDOWS

## Technical Parameters:

### Profile thickness:

2.0mm

### Size range:

Sash width 600mm-5000mm, Sash height 800mm-3500mm

### Glass specification:

6mm+25A+6mm double clear tempered glass

### Heat insulation strip:

14.8mm

### Product function:

Sliding door Two tracks with two panels/Two tracks with four panels/Three tracks with three panels/three tracks with four panels/four tracks with four panels/four tracks with eight panels/five tracks with five panels/five tracks with ten panels Two electric fans/Three electric fans.

### Product advantage:

1. Micro-seam lower track design, compared with the traditional sliding track is more beautiful, and has better drainage performance.
2. When in the closed state, the frame wraps the sash design will be more stable, have higher wind pressure resistance.
3. Double rows of customized stainless steel pulleys, with a load capacity of up to 1500kg for a single door.



## PRODUCT ACCESSORIES



Anti-collision rubber



Lock



Prevent the balance wheel joint from hooking




Lock Rod


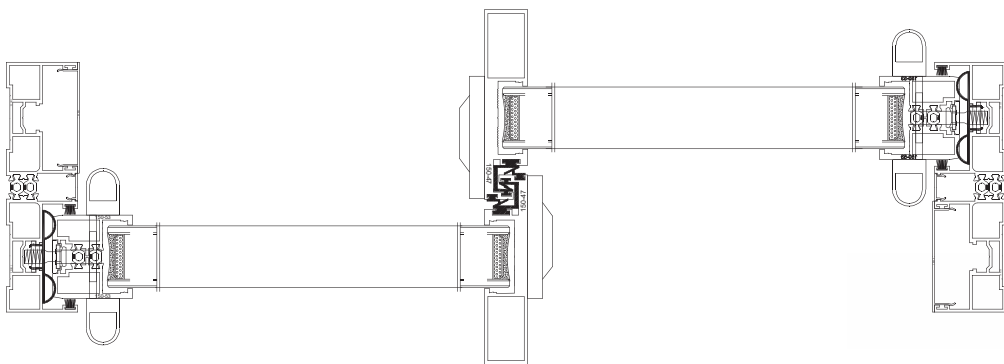

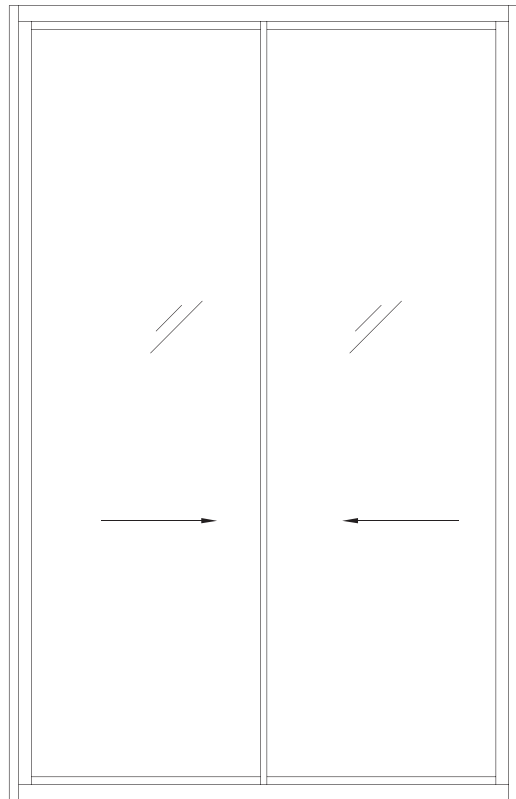


Next round

## HARDWARE CONFIGURATION



*Simplicity The minimalist design concept eliminates unnecessary decorations and creates a peaceful and comfortable living space.*



SHOWCASE GRAPH

Foshan Desilesi Home Technology Co., Ltd.

<http://www.zekinwindow.com>

Email:[sales01@zekindoorwin.com](mailto:sales01@zekindoorwin.com)